



MAY 2026 | VOLUME 11 | ISSUE 111

PCCM MONTHLY NEWSLETTER

Prashanti Cancer Care Mission's Newsletter

SPOTLIGHT OF THE MONTH: DR. C.B. KOPPIKER'S HANDS-ON ONCOPLASTY WORKSHOP - MODULE 2, SESSION 3



WHAT'S IN THIS LATEST ISSUE?

- **Essentials in Oncoplastic Techniques | 4-Part Series - Hands-on Workshop (Module 2, Session 3), led by Dr. Koppiker**
- **Ms. Laleh Busheri presented two posters at the European Breast Cancer Conference (EBCC-15), Barcelona**
- **Ms. Laleh Busheri featured in UpperCrust Magazine**
- **Episodes 2 & 3 of PCCM's Breast Cancer Series Podcast**
- **PCCM-CTCR research published in Frontiers in Oncology**
- **Dr. Madhura Kulkarni presented at the ISBER 2026 Global Biobanking Congress**
- **RTPCR Module Phase IV - Lectures 4 & 5 conducted**
- **19th Pink Ribbon Support Group Webinar session held**

FROM HEART OF PRASHANTI CANCER CARE MISSION (PCCM)

Every month at PCCM, we witness stories of courage, healing, and hope. Stories of women who come in feeling uncertain about their ability to fight cancer, but after a simple heart-to-heart with our team, go on to adopt their treatment plan and take the first confident step toward recovery.

As a breast cancer-focused NGO, we work to ensure that no woman faces this journey without the right care, support, and dignity. We offer free or majorly concessional diagnostic services, life-saving surgeries, chemotherapy, radiation therapy coordination, counseling, and survivorship programs—so that ability to pay never decides the quality of care.

Many women continue to walk through our doors—some for screening, others for treatment—and many find strength and connection through our Pink Ribbon Support Group.

This newsletter is where we share:

- **A Story That Inspires** - Few patient's journey each month [Link to the page](#)
- **Impact by the Numbers** - how many patients were screened, diagnosed, treated, and supported [Link to the page](#).
- **Behind the Scenes** - glimpses of our team's daily work in clinics, research, capacity building, and awareness drives. - [Link to the page](#)
- **How You Can Help** - because your kindness keeps the lights on, the machines running, and the medicines flowing. [Link to the page](#)

Why donate?

Your contributions directly fund diagnostic tests, surgeries, prostheses, counseling sessions, and outreach programs in communities where breast cancer is often detected too late.

Let's walk together—month after month—towards a future where breast cancer is detected early, treated well, and survivors thrive.

**TESTIMONIALS FROM PATIENTS HELPED BY PRASHANTI
CANCER CARE MISSION THROUGH DIAGNOSTICS, SURGERIES,
CHEMOTHERAPY, RADIATION, AND PHARMACY SERVICES**

Mrs. Seema Shedage

Myself Seema would like to express my sincere gratitude to Prashanti Cancer Care and to you, Dr. Kopekar, for the invaluable support extended to me and my family during my breast cancer treatment.

Your generous financial assistance of ₹1,00,000 towards my mastectomy and reconstruction surgery made a significant difference at a very critical time. Beyond the financial help, the care, compassion, and guidance provided throughout the treatment journey gave us strength and confidence.

We are deeply thankful for your kindness, professionalism, and commitment to patient care. Your support has truly helped us navigate a challenging phase in our lives.

Once again, thank you for everything you have done for us



Mrs. Smita Kolhe

Very nice service by hospital management. Stressfree environment. Good doctor and other staff also

TESTIMONIALS FROM PATIENTS WHO RECEIVED CARE THROUGH DIAGNOSTICS, SURGERIES, CHEMOTHERAPY, RADIATION, AND PHARMACY SERVICES AT PCCM'S ORCHIDS BREAST HEALTH

Mrs. Sushma Sharma

My heartfelt gratitude to Dr Kopikker for the exceptional care and confidence with which he handled my mother's treatment. His calm approach and empathy gave our entire family great comfort during difficult time. We are also very thankful to the entire team for always ways being being kind, responsive and supportive throughout the process. Their care truly made us feel safe and well looked after.

Mrs. Shakuntala Pundkar

I would like to place my sincere thanks to all the Doctors and staff of Oncology department of Jehangir hospital for treatment of my mother Shakuntala Pundkar Age 74. Especially to Dr Koppiker Sir and Dr Namrata for the positive outlook for the life.

The department right from reception to the technician are very energetic and jovial. They all are there to bring fresh energy and light in so many life.

Cheers to the entire team. Bash on regardless.....🙏

PCCM APPEALS FOR SUPPORT AND DONATIONS TO HELP TREAT THE PENDING LIST OF UNAFFORDABLE BREAST CANCER PATIENTS



Pending list of patients below

We are ever grateful for your generosity and donations over the years that have helped save the lives of over 10000 young girls & women annually.

As you know breast cancer treatment is a long and arduous process that not only has a physical and emotional impact on the patient but also adds the economic burden of the treatment.

We appeal you to help for 2 breast cancer patients in urgent need of financial support. Below is the list of the needy patients along with their family and support details and treatment estimation.



01.	 <p>Komal Vanarse (36 Yrs)</p>	<p>Komal Vanarse (36 Yrs) has stage III breast cancer. She is a homemaker with two kids- a son and daughter studying in school. Her husband works as a helper at a construction site.</p> <table border="1"> <thead> <tr> <th>Treatment</th> <th>Amount (In Rs.)</th> </tr> </thead> <tbody> <tr> <td>Chemotherapy</td> <td>2,50,445</td> </tr> <tr> <td>Diagnostics and OPD Charges</td> <td>36,895</td> </tr> <tr> <td>Radiation</td> <td>000</td> </tr> <tr> <td>Surgery</td> <td>4,58,000</td> </tr> <tr> <td>Total</td> <td>7,45,340</td> </tr> </tbody> </table>	Treatment	Amount (In Rs.)	Chemotherapy	2,50,445	Diagnostics and OPD Charges	36,895	Radiation	000	Surgery	4,58,000	Total	7,45,340
Treatment	Amount (In Rs.)													
Chemotherapy	2,50,445													
Diagnostics and OPD Charges	36,895													
Radiation	000													
Surgery	4,58,000													
Total	7,45,340													
02.	 <p>Vanita Chavandke (48 yrs)</p>	<p>Vanita Chavandke (48 years) has stage II breast cancer. She is a homemaker and a widow. She has two sons; one is a student and the other owns a small juice shop which is closed now.</p> <table border="1"> <thead> <tr> <th>Treatment</th> <th>Amount (In Rs.)</th> </tr> </thead> <tbody> <tr> <td>Chemotherapy</td> <td>1,25,621</td> </tr> <tr> <td>Diagnostics and OPD Charges</td> <td>11,550</td> </tr> <tr> <td>Radiation</td> <td>000</td> </tr> <tr> <td>Surgery</td> <td>000</td> </tr> <tr> <td>Total</td> <td>1,37,171</td> </tr> </tbody> </table>	Treatment	Amount (In Rs.)	Chemotherapy	1,25,621	Diagnostics and OPD Charges	11,550	Radiation	000	Surgery	000	Total	1,37,171
Treatment	Amount (In Rs.)													
Chemotherapy	1,25,621													
Diagnostics and OPD Charges	11,550													
Radiation	000													
Surgery	000													
Total	1,37,171													

FREE COUNSELLING SERVICES AT ORCHIDS BREAST HEALTH SO FAR

Onco-Psychology Counselling - 518

Onco-Genetic Counselling- 547

Nutrition Counselling-566

Preventive clinic services-136

Onco - Psychology Counselling
Free Psychological Counselling services for our Breast Cancer Patients and their Caregivers. We have certified psychologists who work with you in easing your stress.

Psychological Counselling For Breast Cancer Patients

- Overcome Stress and Shock
- Psycho-social adjustment
- Care and Support for the Caregivers
- Stress management
- Deal with health-related anxiety
- Helping underlying psychological issues
- Psychotherapies

At the Orchids Breast Health we encourage our Breast Cancer Patients and their family members to undergo psychological counselling for emotional wellness during cancer treatment.

BOOK YOUR APPOINTMENT NOW
(Offered both online (via Zoom) and/or in-person)

Visit us at:
12 Kopalnada, Senapati
Rajpet Road, Pune
Maharashtra 411005

Onco - Genetic Counselling
Free Genetic Counselling services for our Breast Cancer Patients.

At the Orchids Breast Health Clinic, we have BCCG certified genetic counsellors for some of our patients who might need genetic testing.

Breast Cancer Genetic Counselling

To whom is genetic counselling offered?
(According to NCCN guidelines)

- Diagnosed at ≤ 45 yrs
- Family History of Cancer
- Recurrent
- TRIS12
- Personal history of other cancer

What can you expect in a Genetic counselling?

- Indigenes charting (Family History)
- Risk assessment
- Genetic testing options
- Genetic reports interpretation
- Prevention and Management options

Counselling offered on all days online (via Zoom) and/or in-person (Thursdays from 4 to 5pm)

Visit us at:
12 Kopalnada, Senapati
Rajpet Road, Pune
Maharashtra 411005

Dr. Kapilraj | Breast Cancer Doctor | Pune | Orchids Breast Health (OrchidsHealth) |
A-102-1026005, 2026005, 2026005 | contact@orchidsbreasthealth.com | info@orchidsbreasthealth.com

Onco - Nutrition Clinic
Free Nutrition Counselling services for our Breast Cancer Patients.

At the Orchids Breast Health Nutrition Clinic, we make you aware of the power of good nutrition and help you make your breast cancer treatment easier.

Nutrition Counselling

- Diet during Chemo and Radiotherapy
- Personalized Charts
- Improved tolerance of treatment
- Decreased Fatigue
- Hydration Counselling
- Improved healing and recovery

BOOK YOUR APPOINTMENT NOW
(Offered both online (via Zoom) and/or in-person)

Visit us at:
12 Kopalnada, Senapati
Rajpet Road, Pune
Maharashtra 411005

Dr. Kapilraj | Breast Cancer Doctor | Pune | Orchids Breast Health (OrchidsHealth) |
A-102-1026005, 2026005, 2026005 | contact@orchidsbreasthealth.com | info@orchidsbreasthealth.com

RISK REDUCTION CLINIC FOR BREAST CANCER

At the Orchids Breast Health Nutrition Clinic, we make you aware of the power of good nutrition and help you make your breast cancer treatment easier.

KEEP YOUR WEIGHT STABLE
DON'T DRINK ALCOHOL EXCESSIVELY
EAT HEALTHY FOOD
DON'T SMOKE
LIMIT YOUR EXPOSURE TO POLLUTION
LIMIT YOUR EXPOSURE TO HOT TUBS
LIMIT YOUR EXPOSURE TO SOLAR RADIATION
DO NOT USE TANNING BEDS
DO NOT USE HOT SAUNAS

Prashanti Cancer Care Mission
Breast Health with excellence

www.ccr.in

PCCM provided 29 Freeships/Major Concession on diagnostics, surgery, chemotherapy, onco-pharmacy, clinical procedures, and consultations at Orchids Breast Health this month.



Mammography



Sonography



Biopsy



Surgery



Chemotherapy



Onco-pharmacy

ESSENTIALS IN ONCOPLASTIC TECHNIQUES | 4-PART SERIES
HANDS-ON ONCOPLASTY WORKSHOP – MODULE 2, SESSION 3
1700+ SURGEONS TRAINED ACROSS 8+ COUNTRIES TO DATE




The ISOS Hands-on Oncoplasty Workshop – Essentials in Oncoplastic Techniques (4-part series, Module 2) was successfully conducted on 17–18 April 2026 at Jehangir Hospital, Pune, featuring a comprehensive blend of expert-led lectures, hands-on training, and multidisciplinary learning.

The workshop included insightful sessions by Dr. Chaitanyanand Koppiker on integrating oncoplastic principles into clinical practice, along with valuable contributions from international faculty such as Dr. Farid Meybodi, Dr. Stephen McCulley, and Dr. Alberto Rancati. Participants benefited from parallel radiology and hands-on oncoplastic workshop sessions conducted in small groups, enabling focused, practical exposure, including techniques like VABB.

The program also featured case-based surgical video presentations, enhancing real-world clinical understanding. The workshop was highly interactive, practice-oriented, and widely appreciated by all participants.

EUROPEAN BREAST CANCER CONFERENCE (EBCC-15), 25-27 MARCH 2026, BARCELONA, SPAIN.



Ms. Laleh Busheri presented two posters at the European Breast Cancer Conference held from 25–27 March 2026 in Barcelona, Spain.

Her presentations included:

- Establishing a Breast Cancer Risk Assessment Clinic in a Single-Surgeon Unit: Workflow, feasibility, and outcomes
- Comparative Analysis of Patient-Reported Outcomes in Germline Mutation-Positive and -Negative Breast Cancer Patients: Examining the influence of surgical modality, oncplastic techniques, and perceptions of genetic testing

These contributions highlight ongoing efforts toward advancing patient-centered care and research in breast oncology.

EBCC an European multidisciplinary conference was attended by more than 1500 participants from 81 countries.

MS. LALEH BUSERI'S ARTICLE WAS FEATURED IN UPPERCRUST MAGAZINE



Ms. Laleh Busheri's article has been featured in UpperCrust Magazine, India's first and only dedicated food, wine, and travel magazine.

Founded in 2000 and edited by Farzana Contractor, UpperCrust is a premier lifestyle publication that brings together rich narratives on global cuisine, travel experiences, fine dining, and culture, catering to readers who appreciate refined living and gastronomic exploration.

In her article titled "Norway & The Arctic Circle: A Life Well Cruised," Ms. Busheri beautifully captures her journey through the breathtaking landscapes of the Arctic. The piece reflects a blend of travel, culture, and personal experience, offering readers a glimpse into a serene and immersive voyage through one of the world's most pristine and awe-inspiring destinations

Read the full article here : <https://uppercrustindia.com/online-edition/v105/?src=whatsapp#p=1>

LAUNCH OF BREAST CANCER SERIES PODCAST BY PRASHANTI CANCER CARE MISSION



Breast Cancer Series Episode 03 with Dr Nicola Rocco Breast Conserving Surgery Vs Mastectomy

Prashanti Cancer Care Mission has launched its Breast Cancer Series Podcast, hosted by Ms. Laleh Busheri, with the aim of spreading awareness and providing valuable insights into breast cancer care.

The 3rd episode features Dr. Nicola Rocco, Breast Surgical Oncologist and Assistant Professor at the Breast Unit, University of Naples Federico II, Italy. The discussion focuses on a crucial aspect of breast cancer treatment. The podcast emphasized the importance of personalized, patient-centered decision-making in breast cancer care.

Episode 3: Breast-Conserving Surgery VS Mastectomy-making confident, evidence-based choices: <https://www.youtube.com/watch?v=f7NCoO-g2Sg>

LAUNCH OF BREAST CANCER SERIES PODCAST BY PRASHANTI CANCER CARE MISSION



Breast Cancer Series- Episode 04 with Prof Jerome Pereira

Prashanti Cancer Care Mission continues its Breast Cancer Series Podcast, hosted by Ms. Laleh Busheri, with the aim of spreading awareness and sharing meaningful insights into breast cancer care.

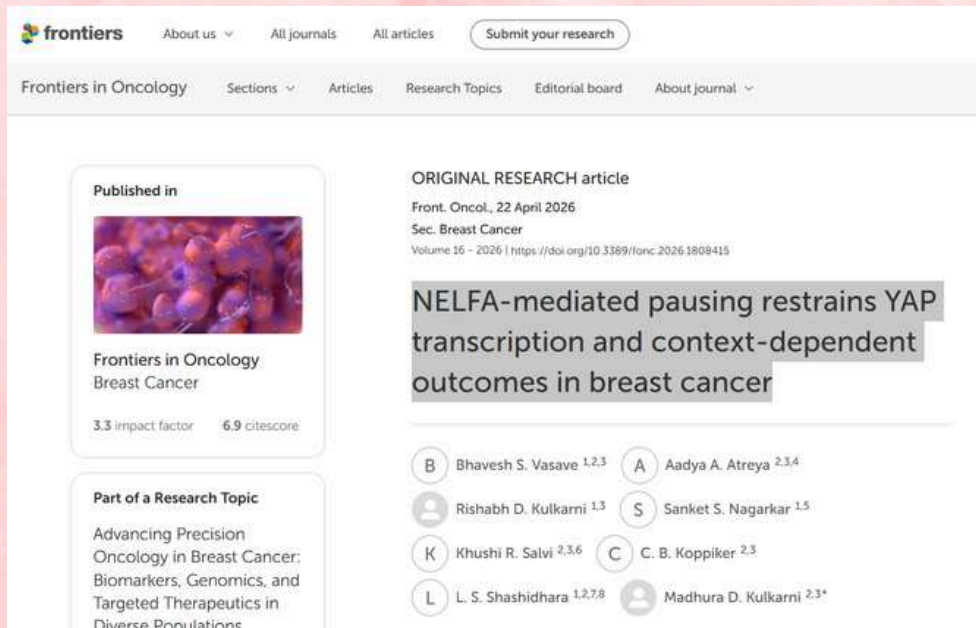
The 4th episode features Prof. Jerome Pereira, Consultant Oncoplastic Breast Surgeon at James Paget University Hospitals NHS Foundation Trust and Executive Director/Founding Programme Director for Blended Learning, UK.

Episode 4: Patient-Reported Outcomes - Training and Improving Quality of Care highlights the growing importance of incorporating patient perspectives into clinical practice. The discussion focuses on how patient-reported outcomes can enhance training, guide clinical decision-making, and ultimately improve the quality of care delivered to breast cancer patients.

Episode 4: Patient-Reported Outcomes - Training and Improving Quality of Care

<https://www.youtube.com/watch?v=TKa9a4komeI>

PCCM-CTCR RESEARCH MANUSCRIPT HAS BEEN PUBLISHED IN FRONTIERS IN ONCOLOGY



We at PCCM-CTCR are proud to share that our manuscript titled, ‘NELFA-mediated pausing restrains YAP transcription and context-dependent outcomes in breast cancer’, has been published in Frontiers in Oncology.

This important study was conducted using de-identified, ethically approved, consented patient data from Prashanti Cancer Care Mission’s Orchids Breast Health Centre. The study found that when a protein called NELFA is reduced, it may allow cancer-promoting signals (like YAP) to become more active—especially in triple-negative breast cancer, a more aggressive type of breast cancer. This increased activity was also linked to poorer patient outcomes.

These findings help us better understand how breast cancer progresses and may support the development of more targeted and personalized treatment approaches in the future.

Read the full article here:

https://www.frontiersin.org/journals/oncology/articles/10.3389/fonc.2026.1808415/full?utm_source=email&utm_medium=email&utm_campaign=imp_aral_en_dat_regiuser-ww

PRASHANTI CANCER CARE MISSION'S BREAST GLOBAL JOURNAL

Volume 2, Issue 4 is now available online.

We are delighted to share that our Breast Global Journal's Volume 2, Issue 4 is now available online. BreastGlobal journal is open-access with no submission fees, and authors retain full copyright. Affiliated with Wolters Kluwer and bearing its own ISSN, the journal offers a respected platform for advancing breast cancer research and clinical practice.

Explore the latest issue here: <https://journals.lww.com/bgjr/pages/currenttoc.aspx>

Dr. Koppiker, along with his colleagues established the BreastGlobal platform to address knowledge gaps, offering a unified portal for experts, trainees, and industry to access global learning and training opportunities.

In collaboration with Wolters Kluwer publishers, BreastGlobal launched the 'BreastGlobal Journal' aimed at providing universal access to specialized breast training worldwide.

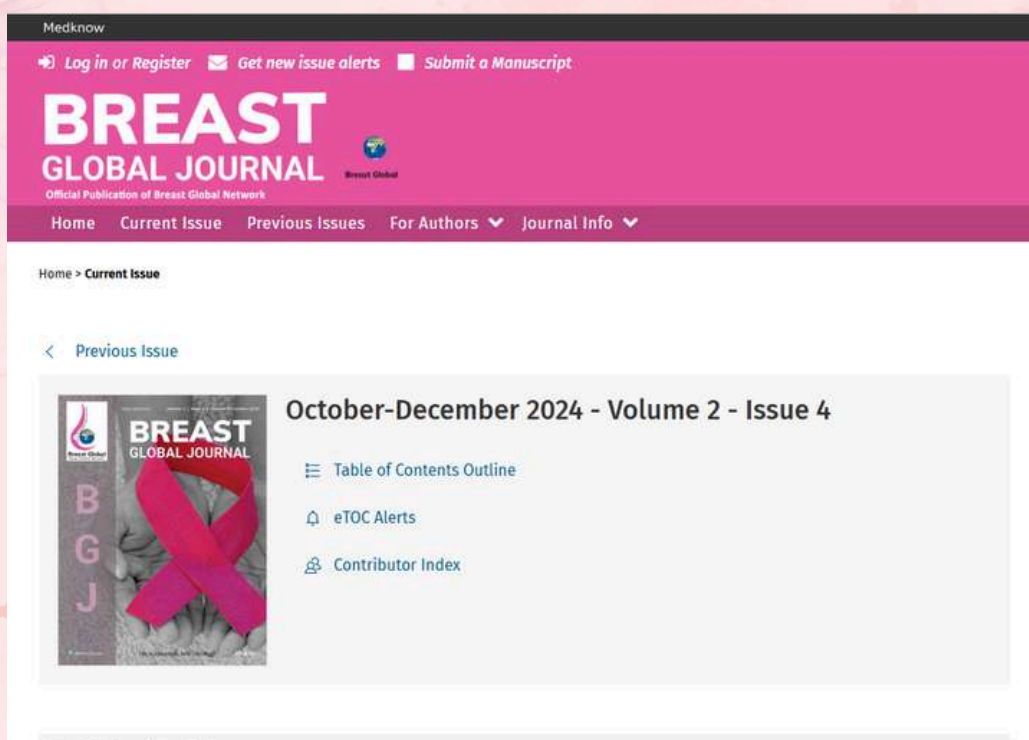
The journal features a distinguished editorial board and has already released eight issues. BreastGlobal Journal is currently accepting submissions for future editions, and manuscripts can be submitted through the provided link.

Submit online: <https://review.jow.medknow.com/bgj>.

Please contact the editorial team at thebreastglobal@gmail.com

Journal's editorial board : <https://journals.lww.com/bgjr/pages/editorialboard.aspx>

Access all issues of the journal: <https://journals.lww.com/bgjr/pages/issuelist.aspx>



The screenshot displays the website for Breast Global Journal. At the top, there are navigation links: "Log in or Register", "Get new issue alerts", and "Submit a Manuscript". The main header features the journal's title "BREAST GLOBAL JOURNAL" and the tagline "Official Publication of Breast Global Network". Below the header is a navigation menu with options: "Home", "Current Issue", "Previous Issues", "For Authors", and "Journal Info". The main content area shows the "Current Issue" page for "October-December 2024 - Volume 2 - Issue 4". On the left, there is a thumbnail image of the journal cover featuring a pink ribbon. To the right of the thumbnail, there are three links: "Table of Contents Outline", "eTOC Alerts", and "Contributor Index".

RESEARCH UPDATES

We are glad to announce that Prashanti Cancer Care Mission now has its own property for the research centre, and the new address is as follows.

New Address: 21 Everjoy Bungalow Society, Next to NIBM Institute, before Clover Highlands, NIBM Road, Kondhwa, Pune, Maharashtra- 411 048.

We kindly request you to send all cheques, donations, letters, and posts to this updated address.



- Enhancing and Enriching the PCCM Database through collaborations with Elixir AI and Swasthya AI.
- Fresh frozen biopsy samples from 353 patients, along with 269 fresh frozen surgery samples, have been collected and stored at IISER.
- Clinical and Genomic Profile of Variants of Uncertain Significance in Breast Cancer: A Single-Centre Experience - Paper submitted to Gene Reports
- Dr. Madhura Kulkarni (Translational Research Lead, PCCM-CTCR) delivered an insightful presentation titled “Integrated Image Repository for Breast Tissue Biobank: Enabling Translational Research.” at ISBER 2026 Annual Meeting, held from April 21–23 2026.
- PCCM-CTCR are proud to share that our manuscript titled, ‘NELFA-mediated pausing restrains YAP transcription and context-dependent outcomes in breast cancer’, has been published in Frontiers in Oncology.
- Abstract Submissions to Multinational Association of Supportive Care in Cancer (MASCC-2026)
 1. Expanding access to supportive care in breast cancer: outcomes from the pink ribbon support group, a single-centre community-driven initiative
 2. A multidimensional supportive care model for breast cancer in a resource-constrained setting: institutional experience from India

PCCM-CTCR AT ISBER 2026-A STEP FORWARD IN CANCER RESEARCH



At the International Society for Biological and Environmental Repositories (ISBER) 2026 Annual Meeting, held from April 21–23, Dr. Madhura Kulkarni (Translational Research Lead, PCCM-CTCR) delivered an insightful presentation titled “Integrated Image Repository for Breast Tissue Biobank: Enabling Translational Research.”

The ISBER 2026 Global Biobanking Congress is a premier international conference focused on "Global Collaboration for Advanced Technology and Innovation" in biorepositories

This landmark event brought together global leaders in biobanking through a unique collaboration between ISBER, the Biobank Branch of the China Medicinal Biotech Association (BBCMBA), and BGI. As the only global society dedicated to harmonizing the scientific, technical, legal, and ethical aspects of biological and environmental repositories, ISBER continues to set the benchmark for innovation and best practices in the field.

Dr. Madhura’s presentation highlighted the development of integrated imaging repositories within breast tissue biobanking, emphasizing their critical role in strengthening translational research and enabling more precise, data-driven insights in cancer care.

We sincerely thank Bajaj Auto Ltd for supporting this work and enabling participation at the congress.

RESEARCH UPDATES: BIOBANK

Biobank is a repository where biological samples that facilitate research studies are conserved and stored, we specifically have breast tissue biobank- Formalin-Fixed and Paraffin-Embedded (FFPE) and Fresh Frozen (FF).



Formalin-Fixed Paraffin-Embedded (FFPE)

FFPE is a way of preservation of tissue samples in a paraffin block. FFPE blocks can be stored up to 12 years at ambient temperature and used for research purposes. With patient consent, we collect both biopsy and surgery blocks for the biobank. Currently the biobank houses over 1500 FFPE blocks.

Total Blocks collected in this month: **25**

Biopsy Blocks: **11** Patients

Surgery Blocks: **14** Patients



Fresh Frozen (FF)

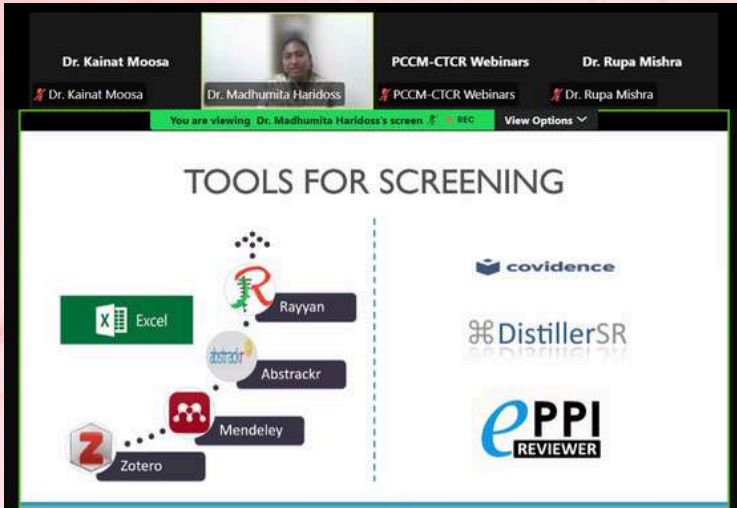
The fresh frozen breast tissue biobank was established to facilitate genomics and proteomics studies. The 'Fresh Frozen' Biobank collects consented fresh frozen breast tissue samples from Tru cut biopsy and VAB procedures. Over 100 patient samples collected till date.

09 Fresh frozen Biopsy and **08** surgery samples collected this month.

ONGOING PROJECTS AND MANUSCRIPTS:

- Advantages of Perforator Flaps in Breast Cancer Surgical Management– A Single Institutional Audit.
- Surgical management of Central Quadrant Tumors – A Single Institutional Audit.
- A single institutional audit of surgical management in Triple Negative Breast Cancers.
- A Cross-Sectional Study Assessing the Impact of a Structured Oncoplastic Training Program on Surgical Practice in India
- Assessing perception of genetic counselling and genetic testing in Breast Cancer Patients.
- Setting up of a complementary nutrition clinic for breast cancer patients at a single surgeon unit from India.
- Breast-Q BCT module translation and linguistic validation to Hindi and Marathi languages.
- Setting up of a complementary onco-psychology counselling for breast cancer patients at a single surgeon unit in India
- Assessing germline mutational profile and its clinicopathological associations in Triple Negative Breast Cancer .
- Triple-negative breast cancer tumor microenvironment profiled for immune infiltrates stratified for treatment response – Indian cohort of breast cancer patients.
- Prognostic significance of Yes-associated protein-1 (YAP1) in molecular subtypes of an Indian cohort of breast cancer patients
- Synergistic effect of YAP and HER2 growth factor receptor signalling in mammary epithelial cell line.

RT-PCR COURSE UPDATE | MODULE IV LAUNCH | LECTURE: 4



Prashanti Cancer Care Mission
Reaching out with excellence

RESEARCH TRAINING PROGRAM FOR CLINICIANS AND RESIDENTS (RT-PCR PHASE IV)

METHODS OF EVIDENCE SYNTHESIS IN ONCOLOGY
A 12-WEEK ONLINE COURSE ON SYSTEMATIC REVIEWS & META-ANALYSIS


LECTURE-4

Study Selection and Screening

RTPCR Phase IV is an advanced 12-week online program designed to provide a structured introduction to Systematic Reviews and Meta-Analysis, with a strong emphasis on oncology-specific applications. The course aims to strengthen evidence-based clinical practice and research skills in oncology.

Lecture 4: Study Selection and Screening will cover Title-abstract and full-text screening, use of the PRISMA flow diagram, and strategies to resolve reviewer disagreements


Guest Speakers



Dr. Madhumita Haridoss
Assistant Professor
SRM Medical College Hospital and Research Centre
SRM Institute of Science and Technology, Chennai

Click here to REGISTER Scan to Register

Course Convenors
Dr. Sneha Joshi
Dr. Rupa Mishra



2ND APRIL 2026


- 12-week course
- Every Thursday


7:00 PM - 8:00 PM IST



COURSE STARTED 12TH MARCH 2026

RT-PCR Initiative: Access Modules 1-3 & missed Module 4 lectures here: [Link](http://ctcr.in/rt-pcr-course/)

<http://ctcr.in/rt-pcr-course/>






REGISTER NOW

The Research Training Program for Clinicians and Residents (RT-PCR) by CTCR-PCCM continues to advance its mission of integrating scientific research into clinical practice.

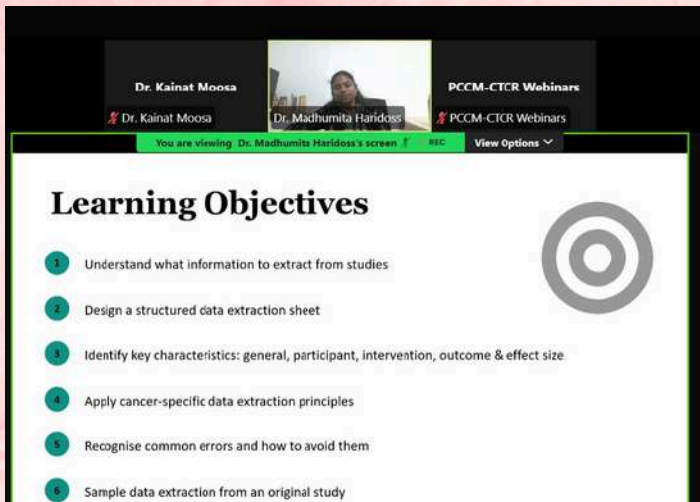
Following the successful completion of Modules I, II, and III, with over 500 registrations, the program has now entered Phase IV: Methods of Evidence Synthesis in Oncology—a 12-week online course on Systematic Reviews and Meta-Analysis, which commenced on 12th March 2026.

All lectures in Phase IV are being delivered by Dr. Madhumitha Haridoss.

Lecture 4: Study Selection and Screening covered Title-abstract and full-text screening, use of the PRISMA flow diagram, and strategies to resolve reviewer disagreement

The RTPCR program continues to strengthen clinician-led research by enabling participants to critically evaluate and generate high-quality evidence.

RT-PCR COURSE UPDATE | MODULE IV LAUNCH | LECTURE: 5



The registration banner features the Prashanti Cancer Care Mission logo and the course title: 'RESEARCH TRAINING PROGRAM FOR CLINICIANS AND RESIDENTS (RT-PCR PHASE IV)'. It highlights 'METHODS OF EVIDENCE SYNTHESIS IN ONCOLOGY: A 12-WEEK ONLINE COURSE ON SYSTEMATIC REVIEWS & META-ANALYSIS'. The specific lecture is 'LECTURE-5: Data Extraction and Data Management'. A 'Click here to REGISTER' button is accompanied by a QR code. The course dates are '16TH APRIL 2026' from '7:00 PM - 8:00 PM IST'. The guest speaker is Dr. Madhumita Haridoss, Assistant Professor at SRM Medical College Hospital and Research Centre. The banner also includes the course convenors (Dr. Sneha Joshi and Dr. Rupa Mishra) and a link to access missed lectures: <http://ctcr.in/rt-pcr-course/>. Social media icons for LinkedIn, Twitter, and Email are present, along with logos for BAJAJ and 'THE WORLD'S FAVOURITE INDIAN'.

REGISTER NOW

The Research Training Program for Clinicians and Residents (RT-PCR) by CTCR-PCCM continues to advance its mission of integrating scientific research into clinical practice.

Following the successful completion of Modules I, II, and III, with over 500 registrations, the program has now entered Phase IV: Methods of Evidence Synthesis in Oncology—a 12-week online course on Systematic Reviews and Meta-Analysis, which commenced on 12th March 2026.

All lectures in Phase IV are being delivered by Dr. Madhumitha Haridoss.

Lecture 5: Data Extraction and Data Management. This lecture covered designing data extraction forms, harmonizing outcomes, and managing challenges such as missing data and multiple reports.

The RTPCR program continues to strengthen clinician-led research by enabling participants to critically evaluate and generate high-quality evidence.

LECTURE 19TH OF PRASHANTI CANCER CARE MISSION'S PINK RIBBON SUPPORT GROUP WEBINAR SERIES WAS HELD ON 15TH APRIL 2026.

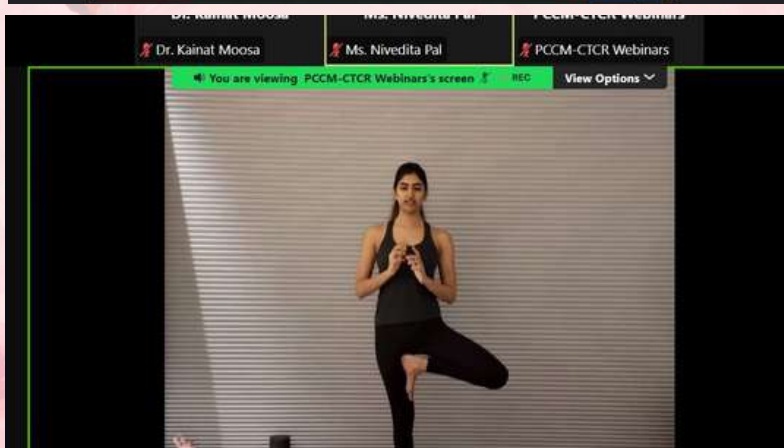
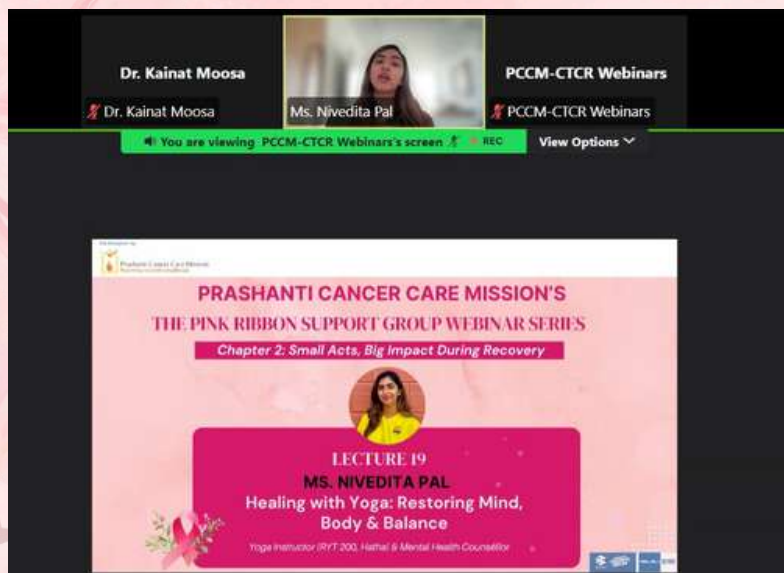
Building on the success of Chapter 1 (Sept 2024–Mar 2025) – where we explored key aspects of survivorship such as mental health, nutrition, yoga, meditation, and genetics – Chapter 2 ‘Small Acts, Big Impact During Recovery’ now turns the spotlight to everyday activities that uplift the spirit and foster healing in meaningful, accessible ways.

On Wednesday, 15th of April 2026, the Pink Ribbon Support Group hosted Lecture 19 of its ongoing webinar series, focusing on the healing power of simple, joyful activities for patients and caregivers.

This Pink Ribbon Webinar featured “Healing with Yoga: Restoring Mind, Body & Balance” presented by Dr. Ms. Nivedita Pal.

Click here to register for the next session :

[REGISTER NOW](#)



An Initiative by
Prashanti Cancer Care Mission
Reaching out with excellence

PRASHANTI CANCER CARE MISSION'S THE PINK RIBBON SUPPORT GROUP WEBINAR SERIES

Chapter 2: Small Acts, Big Impact During Recovery

LECTURE 19

**Healing with Yoga: Restoring Mind,
Body & Balance**

Ms. Nivedita Pal
Yoga Instructor (RYT 200, Hatha) &
Mental Health Counsellor

After a successful Chapter 1 (September 2024–March 2025) on survivorship, mental health, nutrition, yoga, meditation, and genetics, we invite you to Chapter 2, “Small Acts, Big Impact During Recovery” where we’ll explore simple, empowering activities for patients and caregivers.

WEDNESDAY, 15TH APRIL 2026
VIA ZOOM 4:00 P.M–5:00 P.M IST
(REGISTER NOW TO ATTEND THE WEBINAR)

[CLICK HERE TO REGISTER](#)
FREE WEBINAR

Scan to Register



For more information & registration, please call or email
+91-20-25656110 / 91-20-25650269
vcanshare@prashantcancercare.org

www.prashantcancercare.org
www.ctcr.in

*This online series is FREE & open to all. Invite your friends, caregivers, & anyone interested.


BLOGS

MANAGING BRCA RISKS: POSITIVE & PROACTIVE MANAGEMENT

BRCA mutations are not just a risk—they are an opportunity for early action, prevention, and personalized care.

Why it matters:

BRCA1 and BRCA2 mutations provide an opportunity for early detection, personalized treatment, and effective prevention strategies, helping patients make informed and confident healthcare decisions.



Screening and early detection

- Annual breast MRI (starting ~25–30 years)
- Annual mammography (from ~30 years)
- Regular clinical breast exams
- Consider ovarian cancer screening (individualized)

RISK REDUCTION OPTIONS

Preventive surgeries such as bilateral mastectomy and salpingo-oophorectomy are effective options.

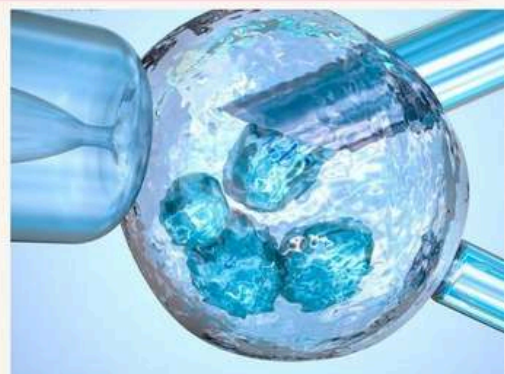
Maintaining a healthy lifestyle with regular exercise and balanced nutrition further supports risk reduction.

TARGETED TREATMENT (IF CANCER OCCURS)

- PARP inhibitors (e.g., Olaparib) improve outcomes
- Tailored surgical decisions (breast conservation vs mastectomy)
- Personalized systemic therapy choices

REPRODUCTIVE OPTIONS

- Preimplantation genetic testing (PGT) to avoid passing mutation
- Fertility preservation before treatment
- Counseling for future family planning



Family impact

Genetic testing allows identification of at-risk family members, enabling early surveillance and preventive care, ultimately reducing cancer risk across generations.

Conclusion

BRCA mutations are not just a risk but a powerful opportunity for prevention, early diagnosis, and personalized management, leading to better long-term outcomes.



BLOGS

Recovery Soup (Moong Dal & Veg)



Ingredients

- 2 tbsp yellow moong dal
- 1 small carrot (chopped)
- 1-2 tbsp bottle gourd/pumpkin (optional)
- 1 tsp grated ginger
- 1 tsp ghee or olive oil
- 3 cups water, pinch turmeric, salt

Method

- Wash dal and add all ingredients to a pot/cooker.
- Cook till soft (2-3 whistles or ~15 mins).
- Mash or blend lightly for a smooth texture.
- Add salt, adjust water, and finish with ghee.



PCCM APPEALS FOR SUPPORT AND DONATIONS TO HELP SAVE LIVES OF BREAST CANCER PATIENTS

Every small amount from you would help save the lives of these women and allow them to live a healthy life with their loved ones.

Click to donate:



Following are the details through which you can donate to Prashanti You may donate via either of the two options:

a. Through the donation page on the website:

<https://prashanticancercare.org/donate/>

or

b. Send us a cheque in favour of “Prashanti Cancer Care Mission”

New Address: 21 Everjoy Bungalow Society, Next to NIBM Institute, before Clover Highlands, NIBM Road, Kondhwa, Pune, Maharashtra-411 048.

Contact Details: Mr. Aditya Kamthe: +91 9665033955

***We kindly request you to send all cheques, donations, letters, and posts to this updated address. Do not send them to the previous location at Kapil Vastu.

Please mail your Full Name, PAN Card copy, Mobile Number and Address proof to accounts@prashanticancercare.org so as to enable us to courier or email to you the 80G tax exemption certificate and donation receipt.

Every donation will receive a Receipt, benefit of Tax Deduction under 80G of IT Act 1961 and a Thank you Letter within a week or two.

For any queries, please feel free to contact me personally on 9850251000.

A big thank you once again for all the support over the years. Without your help, it would be impossible to do what we do. God Bless and wishing you and your family a blessed life.

**We would like to thank our
Donors & Supporters
for their unconditional support over the years**

Warm Regards,

**Ms. Laleh Busheri CEO
Prashanti Cancer Care mission
Visit us at : www.prashanticancercare.org /
www.orchidsbreasthealth.com
<https://www.facebook.com/orchidsbreasthealth>**

