



MARCH 2026 | VOLUME 11 | ISSUE 109

PCCM MONTHLY NEWSLETTER

Prashanti Cancer Care Mission's Newsletter

INTERNATIONAL SCHOOL OF ONCOPLASTIC SURGERY | Orcaids BREAST HEALTH | JEHANGIR HOSPITAL

International School of Oncoplastic Surgery (ISOS) Introduces a 4-Part Hands-On Oncoplastic Series | Module 2

ESSENTIALS IN ONCOPLASTIC TECHNIQUES 4-PART SERIES

Hands-on Oncoplasty Workshop Module 2 - Session 3

Jehangir Hospital, Pune | 17th and 18th April 2026

[Click for More Information](#)

Each session in the series is independent and can be attended as a standalone workshop

Scan to Register

[REGISTER NOW](#)

Follow our LinkedIn For Updates
www.breastoncoplasty.org
obs.koppiker@gmail.com
WhatsApp: +919865033555

Upcoming Event

**Essentials in Oncoplastic Techniques | 4-Part Series
Hands-on Oncoplasty Workshop – Module 2, Session 3**

Dates: 17–18 April 2026

Venue: Jehangir Hospital, Pune

Register Now: <https://easebuzz.in/link/essentials-in-oncoplastic-techniques-april-2026-workshop-LERXT>

A detailed overview of the Workshop and the Highlights is presented in the subsequent pages.

**TESTIMONIALS FROM PATIENTS HELPED BY PRASHANTI
CANCER CARE MISSION THROUGH DIAGNOSTICS, SURGERIES,
CHEMOTHERAPY, RADIATION, AND PHARMACY SERVICES**

Sonal Vaibhav Jain

Dear Dr. Koppiker,

You came into my life as a true lifesaver. I would like to express my sincere gratitude for your extraordinary care and support.

When I was diagnosed with breast cancer, I was completely distressed. We did not have insurance and were financially unable to afford the treatment. At that difficult time, we met you and shared our situation. From our very first meeting, you reassured us and told us not to worry, and that you would help us through your Prashanti Care Mission team.

We also met the Prashanti staff, who were extremely polite and helpful. Hats off to the entire Prashanti team. You explained the entire treatment process so clearly and calmly that I felt completely stress-free. The staff at Orchid were also very supportive, especially Jyoti ma'am.

I underwent my surgery on 17 February 2026, and I was not worried at all because of your constant support and confidence. Even after the surgery, the staff took personal care of me, and after discharge, I received a personal call from Dr and team to check on my health.

I am truly grateful that my surgery was performed by one of the best doctors in Pune.

With sincere appreciation,

Sonal Vaibhav Jain



TESTIMONIALS FROM PATIENTS WHO RECEIVED CARE THROUGH DIAGNOSTICS, SURGERIES, CHEMOTHERAPY, RADIATION, AND PHARMACY SERVICES AT PCCM'S ORCHIDS BREAST HEALTH

Mrs. Gladys S Nair

The experience throughout the entire process—from USG, biopsy, surgery, post-surgery care, and insurance claim—has been excellent. The administrative support was very efficient. Dr. Koppiker and the entire team were kind, polite, supportive, and caring throughout these months.

The approach of the entire team is patient-focused, and every effort is made to provide both physiological and psychological comfort, which is essential, especially for a first-time exposure to oncology care. The entire team truly reflects the leadership and culture of Orchid Speciality Centre, and only the best can be said about them. I would highly recommend Orchid Breast Health to any person in need.

Ms. Pooja Waali

We came here with very little hope. But after meeting Dr. Koppiker and receiving his reassurance, we felt confident.

From the very first moment, we trusted the journey. Over the past five years, we have remained confident, aware, and strong, and we will continue to be so always. Now, after 18 months, we are doing well and are confident that the procedure done for us will keep us healthy. A big, heartfelt thank you, with immense gratitude.

PCCM APPEALS FOR SUPPORT AND DONATIONS TO HELP TREAT THE PENDING LIST OF UNAFFORDABLE BREAST CANCER PATIENTS



Pending list of patients below

We are ever grateful for your generosity and donations over the years that have helped save the lives of over 10000 young girls & women annually.

As you know breast cancer treatment is a long and arduous process that not only has a physical and emotional impact on the patient but also adds the economic burden of the treatment.

We appeal you to help for 2 breast cancer patients in urgent need of financial support. Below is the list of the needy patients along with their family and support details and treatment estimation.



01.	 <p>Jaya Demde (48 Yrs)</p>	<p>Jaya Demde (48 Yrs) has stage II breast cancer. She is a homemaker and has two kids, both are studying. Her husband works in a private firm with a salary of Rs. 20,000/-</p> <table border="1" data-bbox="539 1236 1431 1563"> <thead> <tr> <th>Treatment</th> <th>Amount (In Rs.)</th> </tr> </thead> <tbody> <tr> <td>Chemotherapy</td> <td>2,58,562</td> </tr> <tr> <td>Diagnostics and OPD Charges</td> <td>35,888</td> </tr> <tr> <td>Radiation</td> <td>000</td> </tr> <tr> <td>Surgery</td> <td>000</td> </tr> <tr> <td>Total</td> <td>2,94,450</td> </tr> </tbody> </table>	Treatment	Amount (In Rs.)	Chemotherapy	2,58,562	Diagnostics and OPD Charges	35,888	Radiation	000	Surgery	000	Total	2,94,450
Treatment	Amount (In Rs.)													
Chemotherapy	2,58,562													
Diagnostics and OPD Charges	35,888													
Radiation	000													
Surgery	000													
Total	2,94,450													
02.	 <p>Rukhaiya Hakimiyan (53Yrs)</p>	<p>Rukhaiya Hakimiyan (53 years) has stage IV breast cancer. She is a homemaker, and her husband is retired. She has 5 family members in the house with two sons and one daughter-in-law. The elder son works in a private company, and the younger son works in a bakery. The family income is minimal to support the treatment of the patient as the family is already burdened with day-to-day expenses.</p> <table border="1" data-bbox="539 1939 1431 2201"> <thead> <tr> <th>Treatment</th> <th>Amount (In Rs.)</th> </tr> </thead> <tbody> <tr> <td>Chemotherapy</td> <td>3,25,112</td> </tr> <tr> <td>Diagnostics and OPD Charges</td> <td>40,255</td> </tr> <tr> <td>Radiation</td> <td>000</td> </tr> <tr> <td>Surgery</td> <td>000</td> </tr> <tr> <td>Total</td> <td>3,65,367</td> </tr> </tbody> </table>	Treatment	Amount (In Rs.)	Chemotherapy	3,25,112	Diagnostics and OPD Charges	40,255	Radiation	000	Surgery	000	Total	3,65,367
Treatment	Amount (In Rs.)													
Chemotherapy	3,25,112													
Diagnostics and OPD Charges	40,255													
Radiation	000													
Surgery	000													
Total	3,65,367													

FREE COUNSELLING SERVICES AT ORCHIDS BREAST HEALTH SO FAR

**Onco-Psychology
Counselling - 491**

**Onco-Genetic
Counselling- 534**

**Nutrition
Counselling-557**

**Preventive clinic
services-128**

Onco - Psychology Counselling
Free Psychological Counselling services for our Breast Cancer Patients and their Caregivers. We have certified psychologists who work with you in easing your stress.

Psychological Counselling For Breast Cancer Patients

- Overcome Stress and Shock
- Psycho-social adjustment
- Care and Support for the Caregivers
- Stress management
- Deal with health-related anxiety
- Helping underlying psychological issues
- Psychotherapies

At the Orchids Breast Health we encourage our Breast Cancer Patients and their family members to undergo psychological counselling for emotional wellness during cancer treatment.

BOOK YOUR APPOINTMENT NOW
(Offered both online (via Zoom) and/or in-person)

Visit us at:
12 Kopalpatti, Senapati
Rajapur Road, Pune,
Maharashtra 411005

Onco - Genetic Counselling
Free Genetic Counselling services for our Breast Cancer Patients.

At the Orchids Breast Health Clinic, we have BCCG certified genetic counsellors for some of our patients who might need genetic testing.

Breast Cancer Genetic Counselling

To whom is genetic counselling offered?
(According to NCCN guidelines)

- Diagnosed at ≤ 45 yrs
- Family History of Cancer
- Recurrent
- TRIS12
- Personal history of other cancer

What can you expect in a genetic counselling?

- Radiogen charting (Family History)
- Risk assessment
- Genetic testing options
- Genetic reports interpretation
- Prevention and Management options

Counselling offered on all days online (via Zoom) and/or in-person (Thursdays from 4 to 5pm)

Visit us at:
12 Kopalpatti, Senapati
Rajapur Road, Pune,
Maharashtra 411005

Dr. Kapilraj | Breast Cancer Doctor | Pune | Orchids Breast Health | (orchidsbreasth) |
A 100-STARRED, 360000+ MEMBERED ORGANIZATION REPORTED BY PRASHANTI.CC.R.IN

Onco - Nutrition Clinic
Free Nutrition Counselling services for our Breast Cancer Patients.

Nutrition Counselling

- Diet during Chemo and Radiotherapy
- Personalized Charts
- Improved tolerance of treatment
- Decreased Fatigue
- Hydration Counselling
- Improved healing and recovery.

At the Orchids Breast Health Nutrition Clinic we make you aware of the power of good nutrition and help you make your breast cancer treatment easier.

BOOK YOUR APPOINTMENT NOW
(Offered both online (via Zoom) and/or in-person)

Visit us at:
12 Kopalpatti, Senapati
Rajapur Road, Pune,
Maharashtra 411005

Dr. Kapilraj | Breast Cancer Doctor | Pune | Orchids Breast Health | (orchidsbreasth) |
A 100-STARRED, 360000+ MEMBERED ORGANIZATION REPORTED BY PRASHANTI.CC.R.IN

RISK REDUCTION CLINIC FOR BREAST CANCER

KEEP YOUR WEIGHT STABLE
EAT HEALTHY FOOD
LIMIT YOUR ALCOHOL CONSUMPTION
DON'T SMOKE
LIMIT EXPOSURE TO POLLUTION
LIMIT YOUR ULTRAVIOLET RADIATION EXPOSURE

At the Orchids Breast Health Nutrition Clinic we make you aware of the power of good nutrition and help you make your breast cancer treatment easier.

BOOK YOUR APPOINTMENT NOW
(Offered both online (via Zoom) and/or in-person)

Visit us at:
12 Kopalpatti, Senapati
Rajapur Road, Pune,
Maharashtra 411005

Dr. Kapilraj | Breast Cancer Doctor | Pune | Orchids Breast Health | (orchidsbreasth) |
A 100-STARRED, 360000+ MEMBERED ORGANIZATION REPORTED BY PRASHANTI.CC.R.IN

PCCM provided 23 Freeships/Major Concession on diagnostics, surgery, chemotherapy, onco-pharmacy, clinical procedures, and consultations at Orchids Breast Health in February 2026.



Mammography



Sonography



Biopsy



Surgery



Chemotherapy



Onco-pharmacy

DR. KOPPIKER'S TALK AT AT ILLUMINATE ONCOLOGY TOWN HALL 3.0

illuminate 3.0 ONCOLOGY TOWN HALL 3.0		Jio World Convention Centre, Mumbai	
		13th - 15th February 2026	
		13th Feb'26 LOTUS - 1	
BREAST CANCER			
13:50 - 14:30	> Reduce the risk of recurrence in HR+ HER2- eBC - Sponsored by Novartis		
	MODERATOR : Dr. Tejinder Singh		
	PANELIST : Dr. Bharat Bhosale Dr. Shivam Shingla Dr. Kaushal Patel		
SESSION 4			
14:30 - 14:50	> EXTENDING INDICATIONS FOR BCS TO AVOID MASTECTOMY		
	CHAIRPERSON : Dr. Vinay Deshmane Dr. Vijay Haribhakti	MODERATOR : Dr. Anand Koppiker	
	PANELIST : Dr. Kirti Katherine Kabeer Dr. Shalaka Joshi Dr. Toshita Jain	Dr. Vedant Kabra Dr. Uttam Soni Dr. Gaurav Agarwal	
	Dr. Neha Chaudhary Dr. Prabha Yadav Dr. Ashish Magdum	Dr. Mansi Munshi Dr. Prasad Raj Dandekar Dr. Gillian Lamoury	
	CHAIRPERSON : Dr. Prabha Yadav		
14:50 - 15:10	> Molecular evolution in hormone receptor positive metastatic breast cancer: implications for Systemic therapy and identification of genetic drivers	SPEAKER : Dr. Timothy Crook	
15:10 - 15:30	> Breast Surgery, The Future.	SPEAKER : Dr. Vijay Haribhakti	
15:30 - 16:10	> Panel Discussion - MIBS & Whole Breast Reconstruction		
	MODERATOR : Dr. Ashutosh Kothari		
	PANELIST : Dr. Anand Koppiker Dr. Bijal Kulkarni Dr. Amar Deshpande	Dr. Geeta Kadyaparth Dr. Anagha Zope Dr. Jayesh Raval	
	Dr. Sandeep Bipte Dr. Jayanti Thumsi Dr. Sandeep Gedela	Dr. Reema Pathak Dr. Soumya Mathews Dr. Chirag Bhansali	
	Dr. Tushar Thorat Dr. Neha Chaudhary		
SESSION 5			
OLIGOMETASTATIC & ADVANCE BREAST CANCER			
	CHAIRPERSON : Dr. Vineet Gupta Dr. Prasad Dandekar		
16:10 - 16:30	> Breast Cancer -Optimising Survival Outcomes in HER2 Positive mBC Sponsored by Astrazeneca	SPEAKER : Dr. BK Smruti	
	CHAIRPERSON : Dr. Vineet Gupta Dr. Prasad Dandekar		
16:30 - 17:00	> Panel Discussion: Advance Breast Cancer		
	MODERATOR : Dr. Krupa Shankar		
	PANELIST : Dr. Arun Kumar Goel Dr. Vishvak Chantar Dr. Sanjay MH	Dr. Dileep Hoysal Dr. Geeta Kadyaparth Dr. Pritam Kataria	
	Dr. Shirish Alurkar Dr. Kaushal Patel Dr. BK Smruti	Dr. Naseem Shaikh Dr. Bijal Jankharia	
	Dr. Tabassum Wadasawala		
17:00 - 17:20	> Evolving Trends in HER2 positive mBC - Sponsored by Astrazeneca	SPEAKER : Dr. Rohit Pai	

Dr. Chaitanyanand Koppiker was invited as a speaker at the Illuminate Oncology Town Hall 3.0, held from 13–15 February 2026 at the Jio World Convention Centre.

He delivered a compelling talk titled “Extending Indications for Breast Conserving Surgery (BCS) to Avoid Mastectomy,” highlighting evolving surgical strategies that prioritize oncological safety while preserving quality of life. Additionally, he contributed his expertise by engaging in a panel discussion titled ‘MIBS & Whole Breast Reconstruction’. Illuminate Oncology Town Hall 3.0 served as a transformative academic platform, bringing together global leaders and multidisciplinary experts in oncology.

DR. KOPPIKER DELIVERS ORATION AT A.G. PATH CME 2026 HELD AT SHERATON GRAND HOTEL, PUNE



Dr. Koppiker was invited to deliver an oration at A.G. Path CME 2026 on Histopathology, held on 1 March 2026 at the Sheraton Grand Hotel, Pune.

The conference focused on key areas including Breast Pathology, Uropathology, and Nephropathology, highlighting advanced lab techniques and the integration of clinical and histopathological insights in patient care.

His oration, “Patient-Led Precision in Breast Surgical Practice: The Foundational Role of Advanced Diagnostics and Pathology,” emphasized the vital role of pathology in guiding precise surgical decisions and improving breast cancer outcomes.

He also contributed to the MDT panel discussion on “Multidisciplinary Concordance for Breast Cancer Management: A Case-Based MDT Panel.”

ESSENTIALS IN ONCOPLASTIC TECHNIQUES | 4-PART SERIES HANDS-ON ONCOPLASTY WORKSHOP – MODULE 2, SESSION 3



Prashanti Cancer Care Mission
Reaching out with excellence

INTERNATIONAL SCHOOL OF ONCOPLASTIC SURGERY

Orchids
BREAST HEALTH
BY ANJANA KOPPIKER
&
Prashanti Cancer Care Mission

JEHANGIR HOSPITAL
We Add Care

International School of Oncoplastic Surgery (ISOS) Introduces a 4-Part Hands-On Oncoplastic Series | Module 2

ESSENTIALS IN ONCOPLASTIC TECHNIQUES | 4-PART SERIES

HANDS-ON ONCOPLASTY WORKSHOP MODULE 2 – SESSION 3

17TH AND 18TH APRIL 2026

Lead Instructor Dr. Chaitanyanand Koppiker will personally conduct the practical training sessions.

WORKSHOP SESSION 3 KEY HIGHLIGHTS

- Global guideline updates
- Surgical mark-up with live models
- Video demos & case-wise surgical training
- Hands-on oncoplasty using synthetic models (Round Block, Grisotti, Therapeutic Mammoplasty)
- Dedicated radiology Hands-on workshop
- Observership opportunities linked to the workshop
- Limited to 30 seats for personalized attention

Jehangir Hospital, Pune | **17th and 18th April 2026**

Each session in the series is independent and can be attended as a standalone workshop

Scan to Register

REGISTER NOW

Follow our LinkedIn For Updates
www.breastoncoplasty.org
obs.koppiker@gmail.com
WhatsApp +919866033955



Prashanti Cancer Care Mission
Reaching out with excellence

INTERNATIONAL SCHOOL OF ONCOPLASTIC SURGERY

Orchids
BREAST HEALTH
BY ANJANA KOPPIKER
&
Prashanti Cancer Care Mission

JEHANGIR HOSPITAL
We Add Care

International School of Oncoplastic Surgery (ISOS) Introduces a 4-Part Hands-On Oncoplastic Series | Module 2

A Dynamic Oncoplastic Learning Experience Program

REGISTRATION INCLUDES

- Lunch and Refreshments
- Certificate of Participation
- Observership opportunities linked to workshop sessions (on application)

NEXT SESSION

August 2026

Each session in the series is independent and can be attended as a standalone workshop

WORKSHOP HIGHLIGHTS

- Immerse yourself in hands-on simulations, case-based discussions, and surgical video demonstrations.
- Enhance your skills with pre-surgery mark-up with live models and prosthesis sessions
- Multi-disciplinary tumor board sessions for comprehensive learning.

COURSE OBJECTIVES

- Explore case-based discussions and understand various surgical scenarios tailored for the Indian context.
- Fellows are welcome to bring their cases for presentation and discussion.
- Emphasis on Quadrant-wise understanding.
- In-depth exploration of Pre-surgery Radiology and Rad-Path Analysis

DYNAMIC ONCOPLASTIC LEARNING EXPERIENCE COVERED IN A FOUR-PART PROGRAM

- Oncoplastic Surgery: Step-by-step guidance in simple oncoplastic breast surgery like Round Block, Grisotti and advanced procedures like Chest Wall Perforator Flaps, Therapeutic Mammoplasty.
- Whole Breast Reconstruction
- Discussions on various surgical techniques like Wire localisation, SLNB /ALND etc
- Multidisciplinary Sessions: Covering Data Keeping, Manuscript Writing, Breast cancer genetics and molecular biology.

VENUE
Jehangir Hospital, Pune

REGISTER NOW

Building on the strong response to Session 2 held on 30 January 2026, the Essentials in Oncoplastic Techniques series continues with Session 3, designed to offer immersive, hands-on, and case-based learning. A key highlight of this session is a dedicated radiology workshop, underscoring the critical role of imaging in informed oncoplastic decision-making

Date: 17–18 April 2026 | Venue: Jehangir Hospital, Pune

Highlights:

Hands-on oncoplasty (Round Block, Grisotti, TM), live surgical mark-up, case discussions, guideline updates, and observership opportunities.

Register: <https://easebuzz.in/link/essentials-in-oncoplastic-techniques-april-2026-workshop-LERXT>

PCCM-CTCR RESEARCH MANUSCRIPT ACCEPTED FOR PUBLICATION IN THE SCIENTIFIC REPORTS

scientific reports

Explore content ▾ About the journal ▾ Publish with us ▾

[nature](#) > [scientific reports](#) > [articles](#) > [article](#)

Article | [Open access](#) | Published: 21 February 2026

EGFR and AR expression and co-expression in Indian triple-negative breast cancer with patient outcome association

[Pooja Vaid](#), [Anirudha Puntambekar](#), [Pranali Kanse](#), [Shweta Kadu](#), [Piyush Agrawal](#), [Aditi Khatpe](#), [Rituja Banale](#), [Ruhi Reddy](#), [Devaki A. Kelkar](#), [Sridhar Hannenhalli](#), [L. S. Shashidhara](#), [Chaitanyanand Koppiker](#) & [Madhura Kulkarni](#) 

[Scientific Reports](#), Article number: (2026) | [Cite this article](#)

We at PCCM-CTCR are proud to share that our manuscript titled “EGFR and AR expression and co-expression in Indian triple-negative breast cancer with patient outcome association” has been accepted for publication in Scientific Reports.

This important study, conducted using de-identified, ethically approved, consented patient data from Prashanti Cancer Care Mission’s Orchids Breast Health, explores the molecular heterogeneity of triple-negative breast cancer (TNBC) in Indian women. By analyzing EGFR and androgen receptor (AR) expression and their co-expression, the research highlights a distinct subgroup of TNBC patients who may have a higher risk of recurrence and could benefit from future dual-targeted therapeutic strategies.

The findings may open new avenues for personalized treatment approaches in Indian breast cancer patients.

Congratulations to the entire team for their collaborative effort.

Read the full article here: <https://rdcu.be/e50uD>

PRASHANTI CANCER CARE MISSION'S BREAST GLOBAL JOURNAL

Volume 2, Issue 4 is now available online.

We are delighted to share that our Breast Global Journal's Volume 2, Issue 4 is now available online. BreastGlobal journal is open-access with no submission fees, and authors retain full copyright. Affiliated with Wolters Kluwer and bearing its own ISSN, the journal offers a respected platform for advancing breast cancer research and clinical practice.

Explore the latest issue here: <https://journals.lww.com/bgjr/pages/currenttoc.aspx>

Dr. Koppiker, along with his colleagues established the BreastGlobal platform to address knowledge gaps, offering a unified portal for experts, trainees, and industry to access global learning and training opportunities.

In collaboration with Wolters Kluwer publishers, BreastGlobal launched the 'BreastGlobal Journal' aimed at providing universal access to specialized breast training worldwide.

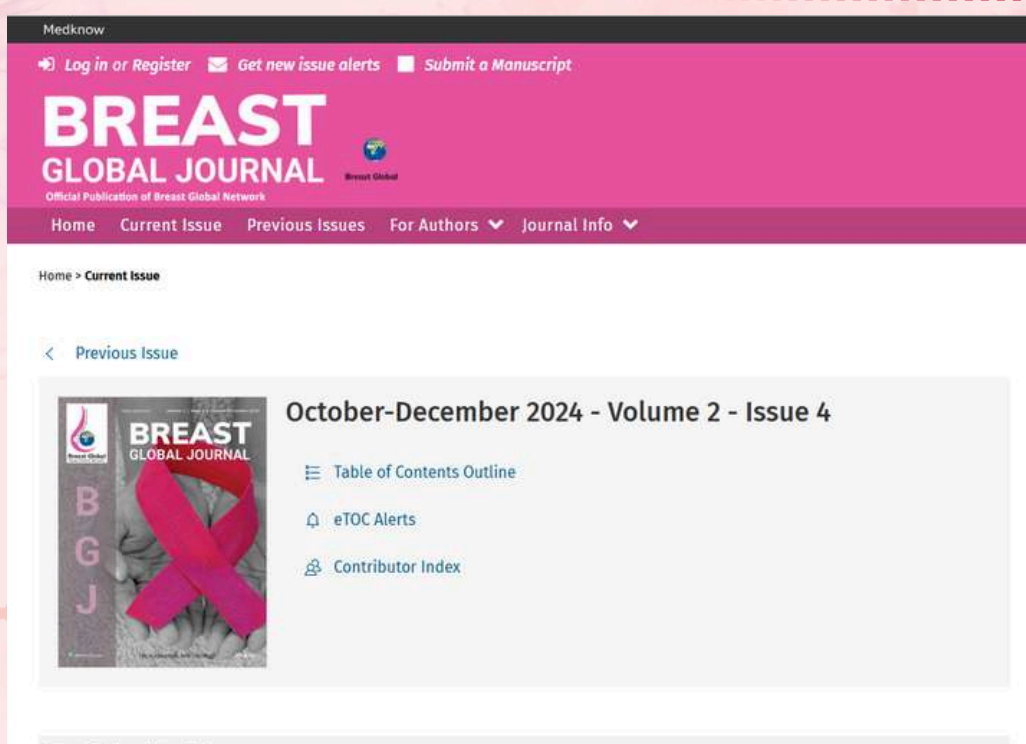
The journal features a distinguished editorial board and has already released eight issues. BreastGlobal Journal is currently accepting submissions for future editions, and manuscripts can be submitted through the provided link.

Submit online: <https://review.jow.medknow.com/bgj>.

Please contact the editorial team at thebreastglobal@gmail.com

Journal's editorial board : <https://journals.lww.com/bgjr/pages/editorialboard.aspx>

Access all issues of the journal: <https://journals.lww.com/bgjr/pages/issuelist.aspx>



The screenshot displays the Medknow website for Breast Global Journal. The header includes navigation links for 'Log in or Register', 'Get new issue alerts', and 'Submit a Manuscript'. The main title 'BREAST GLOBAL JOURNAL' is prominently displayed, along with the tagline 'Official Publication of Breast Global Network'. A navigation menu below the title includes 'Home', 'Current Issue', 'Previous Issues', 'For Authors', and 'Journal Info'. The main content area shows the 'Current Issue' page for 'October-December 2024 - Volume 2 - Issue 4'. A thumbnail image of the journal cover is shown on the left, featuring a pink ribbon and the letters 'B G J'. To the right of the thumbnail, there are three links: 'Table of Contents Outline', 'eTOC Alerts', and 'Contributor Index'.

DR. KOPPIKER'S ARTICLE WAS FEATURED IN THE 'ASK THE EXPERT' SECTION IN FEMINA FEBRUARY 2026 ISSUE.

ASK THE EXPERT



THE PATIENT PATHWAY AT ORCHIDS BREAST HEALTH



Dr. Chaltanyanand B. Koppiker
Breast Cancer, Breast Oncoplastic and Reconstruction Surgeon
Medical Director, Orchids Breast Health in Association with
Jehangir Hospital and Prashanti Cancer Care Mission, Pune India



DR. C.B KOPPIKER

WHAT MAKES ORCHIDS BREAST HEALTH DIFFERENT FROM OTHER CENTERS?

Orchids Breast Health by Prashanti Cancer Care Mission and Jehangir Hospital functions as a dedicated, focused breast unit where diagnosis, treatment, and follow-up are fully integrated. The key differentiator is a diagnostics-first approach, with advanced breast imaging, mandatory radiology-pathology concordance, and protocol-driven decision-making. Care is continuous, coordinated, and evidence-based, minimizing delays and diagnostic uncertainty.

WHAT HAPPENS WHEN A PATIENT FIRST VISITS ORCHIDS BREAST HEALTH?

The first visit includes a structured triple-assessment framework:

- Detailed clinical history and risk assessment
- Comprehensive clinical breast examination
- Rational planning of breast imaging

This ensures early stratification of risk and avoids unnecessary or inappropriate investigations, while maintaining patient comfort and clarity.

HOW IS THE DIAGNOSIS MADE?

Diagnosis at Orchids follows internationally accepted breast diagnostic pathways:

- High-resolution digital mammography and ultrasound
- Contrast-Enhanced Spectral Mammography (CESM) where indicated, especially in dense breasts and equivocal lesions
- Image-guided core (true-cut) biopsy as the standard for tissue diagnosis

All findings undergo stringent radiology-pathology correlation to confirm diagnostic accuracy and avoid under- or over-treatment.

WHO DECIDES THE TREATMENT PLAN?

Treatment decisions are made through a formal Multidisciplinary Tumor Board (MDT) comprising breast surgeons, medical and radiation oncologists, radiologists, and pathologists. Decisions are driven by:

- Tumor biology and stage
- Imaging-pathology concordance
- Patient-specific clinical and psychosocial factors

This ensures personalized, evidence-based care with shared decision-making.

WHAT TREATMENT OPTIONS ARE AVAILABLE?

Treatment is individualized and may include:

- Neoadjuvant systemic therapy guided by tumor biology
- Surgery with a strong emphasis on breast-conserving and oncoplastic techniques
- Radiation therapy and adjuvant systemic treatment as indicated

With advanced diagnostics and oncoplastic expertise, breast conservation rates exceed 80%, without compromising oncological safety.

IS EMOTIONAL AND SUPPORTIVE CARE PART OF THE PATHWAY?

Yes. Supportive care is embedded into the clinical pathway and includes:

- Onco-psychology
- Nutrition and lifestyle counseling
- Genetic counseling and testing where indicated

These services address treatment tolerance, adherence, and long-term quality of life.

WHAT HAPPENS AFTER TREATMENT IS COMPLETED?

The patients enter a protocol-driven surveillance program, including:

- Structured clinical follow-ups
 - Annual imaging with mammography and ultrasound
 - Monitoring for recurrence, contralateral disease, and late treatment effects
- Patient-Reported Outcome Measures (PROMs) are routinely used to assess functional and psychosocial outcomes.

HOW DOES ORCHIDS BREAST HEALTH SUPPORT LIFE BEYOND CANCER?

Survivorship care focuses on long-term wellbeing through rehabilitation, psychological support, and community engagement. The Pink Ribbon Support Group plays a central role in patient and caregiver support, ensuring continuity of care beyond hospital visits and empowering survivors to return to meaningful, confident lives. The Pink Ribbon Support Group also organizes regular webinars focused on survivorship, mental health, nutrition, yoga, meditation, and genetics. These sessions offer simple, empowering activities and practical guidance for both patients and caregivers.

Scan the QR code to join the WhatsApp group



Orchid Breast Health by Jehangir Hospital and Prashanti Cancer Care Mission
32 Sassoon Road, Pune 411001
For appointments pls call
020 - 66811126/25656110
Dr. Koppiker's website: https://orchidshhealth.in/about_dr_koppiker



Dr. Koppiker's article on, 'The Patient Pathway at Orchids Breast Health' was featured in the February 2026 issue of the Femina Magazine.

RESEARCH UPDATES

We are glad to announce that Prashanti Cancer Care Mission now has its own property for the research centre, and the new address is as follows.

New Address: 21 Everjoy Bungalow Society, Next to NIBM Institute, before Clover Highlands, NIBM Road, Kondhwa, Pune, Maharashtra- 411 048.

We kindly request you to send all cheques, donations, letters, and posts to this updated address.



- Enhancing and Enriching the PCCM Database through collaborations with Elixir AI and Swasthya AI.
- Fresh frozen biopsy samples from 329 patients, along with 246 fresh frozen surgery samples, have been collected and stored at IISER.
- The PCCM Research Team is actively preparing for Session 3 of the Essentials in Oncoplastic Techniques series, scheduled for 17–18 April 2026.
- Dr. Sneha Joshi will be speaking at the SRAI Global Research Management Summit, Dubai (April 27–30, 2026) and the EARMA Annual Conference, Netherlands (May 3–7, 2026).
- We are also proud that Dr. Sneha Joshi (Cohort A) and Dr. Rupa Mishra (Cohort B) have been selected for the WomenLift Health Journey 2026.
- PCCM-CTCR has successfully received the Genome India Grant for the project titled “Determining Genotypic Evidence for Individuals with Breast Cancer Phenotype – Implications for Therapeutic Regimens
- The Manuscript 'Evaluating the Use and Feasibility of Indocyanine Green (ICG) as a Beacon of Precision in Sentinel Node Biopsy for Breast Cancer from an Oncoplastic Practice in India' was accepted in the journal Cancers
- The manuscript titled “Assessing the Feasibility of Preoperative Axillary Ultrasound in Identifying Node-Negative Axillae: An Indian Retrospective Experience” submitted to the Journal of Breast Imaging, the official journal of the Society of Breast Imaging published by Oxford Academic, has progressed to the second round of revisions following reviewer feedback

DR. MADHURA AT EMBO WORKSHOP ON CANCER IN YOUNG ADULTS | CHENNAI, FEB 4–7, 2026



Dr. Madhura Kulkarni (Translational Research lead PCCM-CTCR) was invited to speak at the EMBO Workshop: Cancer in Young Adults—From Correlation to Causation, held from 4–7 February 2026 in Chennai.

She delivered a talk titled “Molecular Subtype Predisposition in an Indian Context” and also served as a panelist, contributing to in-depth discussions with international experts.

The EMBO Workshop addressed key themes including epidemiology and emerging risk factors, gene–environment interactions, disease etiology and molecular pathology, biological mechanisms, preclinical and simulation models, and advances in precision medicine and treatment strategies. The meeting emphasized collaborative, cross-disciplinary approaches to better understand and address cancers affecting young adults.

This participation highlights the importance of population-specific insights and global collaboration in advancing cancer research and care.

SCIENCE DAY AT IISER PUNE: ENGAGING YOUNG MINDS IN CANCER AWARENES



Our centre participated in Science Day at Indian Institute of Science Education and Research Pune on 28 February 2026, highlighting the importance of breast cancer screening and research.

The event featured interactive sessions, science talks, a science exhibition, and quiz competitions, attracting a large number of school and college students throughout the day. The enthusiastic engagement and thoughtful questions reflected a growing interest in science, healthcare, and cancer awareness among young learners.

RESEARCH UPDATES: BIOBANK

Biobank is a repository where biological samples that facilitate research studies are conserved and stored, we specifically have breast tissue biobank- Formalin-Fixed and Paraffin-Embedded (FFPE) and Fresh Frozen (FF).



Formalin-Fixed Paraffin-Embedded (FFPE)

FFPE is a way of preservation of tissue samples in a paraffin block. FFPE blocks can be stored up to 12 years at ambient temperature and used for research purposes. With patient consent, we collect both biopsy and surgery blocks for the biobank. Currently the biobank houses over 1500 FFPE blocks.

Total Blocks collected in this month: **06**

Biopsy Blocks: **04** Patients

Surgery Blocks: **02** Patients



Fresh Frozen (FF)

The fresh frozen breast tissue biobank was established to facilitate genomics and proteomics studies. The 'Fresh Frozen' Biobank collects consented fresh frozen breast tissue samples from Tru cut biopsy and VAB procedures. Over 100 patient samples collected till date.

06 Fresh frozen Biopsy and **09** surgery samples collected this month.

ONGOING PROJECTS AND MANUSCRIPTS:

- Advantages of Perforator Flaps in Breast Cancer Surgical Management– A Single Institutional Audit.
- Surgical management of Central Quadrant Tumors – A Single Institutional Audit.
- A single institutional audit of surgical management in Triple Negative Breast Cancers.
- A Cross-Sectional Study Assessing the Impact of a Structured Oncoplastic Training Program on Surgical Practice in India
- Assessing perception of genetic counselling and genetic testing in Breast Cancer Patients.
- Setting up of a complementary nutrition clinic for breast cancer patients at a single surgeon unit from India.
- Breast-Q BCT module translation and linguistic validation to Hindi and Marathi languages.
- Setting up of a complementary onco-psychology counselling for breast cancer patients at a single surgeon unit in India
- Assessing germline mutational profile and its clinicopathological associations in Triple Negative Breast Cancer .
- Triple-negative breast cancer tumor microenvironment profiled for immune infiltrates stratified for treatment response – Indian cohort of breast cancer patients.
- Prognostic significance of Yes-associated protein-1 (YAP1) in molecular subtypes of an Indian cohort of breast cancer patients
- Synergistic effect of YAP and HER2 growth factor receptor signalling in mammary epithelial cell line.

BLOGS

De Novo BRCA Mutations: When Breast Cancer Risk Appears Without Family History

When discussing hereditary breast cancer, BRCA1 and BRCA2 mutations are usually linked to a strong family history. However, a small but important group of patients carry de novo mutations – genetic changes that arise for the first time in them, without being inherited from either parent.



Who Typically Has These Mutations?

De novo BRCA mutations are most often detected in:

- Individuals diagnosed with breast cancer before 40
- Patients with no family history of breast or ovarian cancer
- Cases presenting with aggressive tumour types

What Are De Novo Mutations?



A de novo mutation is a spontaneous change in DNA that occurs: in a parent's egg or sperm or shortly after the embryo forms. The parents do not carry the mutation, but the individual does – and can pass it on to future children.

Why Identifying De Novo Mutations Matters?

Recognizing a de novo mutation ensures:

- Accurate genetic counseling
- Timely risk-reduction strategies (enhanced screening, chemoprevention, or prophylactic surgeries)
- More informed treatment decisions (e.g., PARP inhibitor eligibility)
- Appropriate planning for future families, as children have a 50% chance of inheriting the mutation

De novo BRCA mutations highlight that hereditary breast cancer can arise without family history. Genetic testing in young or high-risk patients enables precise diagnosis, personalized care, and informed choices for future generations. At Orchids Breast Health, our genetic team is dedicated to delivering accurate, compassionate, and patient-centered guidance

BLOGS

Creamy Curd Veg Salad



Ingredients

- ½ cup thick curd (yogurt)
- 1 small cucumber (finely chopped)
- 1 small carrot (grated)
- 1 tbsp roasted peanuts or roasted chana (optional)
- Salt to taste
- Pinch of roasted cumin powder
- Few curry leaves or coriander (optional)

Method

Mix curd with salt and cumin. Add vegetables and gently fold in peanuts. Garnish with coriander.

Benefits

Cooling, probiotic-rich, light on the stomach, and full of crunch and flavor—perfect for recovery and gut health.

LECTURE 17TH OF PRASHANTI CANCER CARE MISSION'S PINK RIBBON SUPPORT GROUP WEBINAR SERIES WAS HELD ON 18TH FEBRUARY 2026.

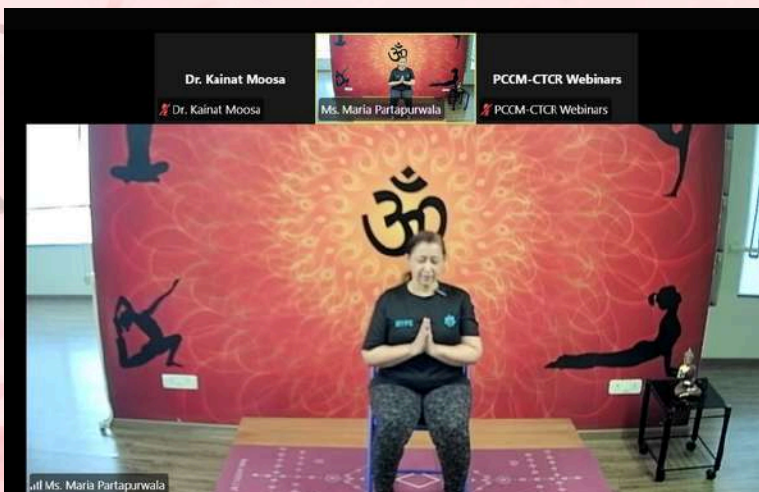
Building on the success of Chapter 1 (Sept 2024–Mar 2025) – where we explored key aspects of survivorship such as mental health, nutrition, yoga, meditation, and genetics – Chapter 2 ‘Small Acts, Big Impact During Recovery’ now turns the spotlight to everyday activities that uplift the spirit and foster healing in meaningful, accessible ways.

On Wednesday, 18th of February 2026, the Pink Ribbon Support Group hosted Lecture 17 of its ongoing webinar series, focusing on Yoga for Recovery: Reconnecting Mind and Body

This Pink Ribbon Webinar featured “Yoga for Recovery: Reconnecting mind and Body” presented by Ms. Maria Partapurwala.

Click here to register for the next session :

[REGISTER NOW](#)



An initiative by Prashanti Cancer Care Mission
PRASHANTI CANCER CARE MISSION'S THE PINK RIBBON SUPPORT GROUP WEBINAR SERIES
Chapter 2: Small Acts, Big Impact During Recovery
LECTURE 17
Yoga for Recovery: Reconnecting Mind and Body
Ms. Maria Partapurwala
Founder and Director at Maria's Yoga and Pranayama Center

After a successful Chapter 1 (September 2024–March 2025) on survivorship, mental health, nutrition, yoga, meditation, and genetics, we invite you to Chapter 2, “Small Acts, Big Impact During Recovery” where we'll explore simple, empowering activities for patients and caregivers.

WEDNESDAY, 18TH FEBRUARY 2026
VIA ZOOM 4:00 P.M–5.00 P.M IST
(REGISTER NOW TO ATTEND THE WEBINAR)

CLICK HERE TO REGISTER
FREE WEBINAR

For more information & registration, please call or email
+91-20-25656110 / 91-20-25650269
vcanshare@prashanticancer.org

www.prashanticancer.org
www.ctcr.in

***This online series is FREE & open to all. Invite your friends, caregivers, & anyone interested.**

PCCM APPEALS FOR SUPPORT AND DONATIONS TO HELP SAVE LIVES OF BREAST CANCER PATIENTS

Every small amount from you would help save the lives of these women and allow them to live a healthy life with their loved ones.

Click to donate:



Following are the details through which you can donate to Prashanti You may donate via either of the two options:

a. Through the donation page on the website:

<https://prashanticancercare.org/donate/>

or

b. Send us a cheque in favour of “Prashanti Cancer Care Mission”

New Address: 21 Everjoy Bungalow Society, Next to NIBM Institute, before Clover Highlands, NIBM Road, Kondhwa, Pune, Maharashtra-411 048.

Contact Details: Mr. Aditya Kamthe: +91 9665033955

***We kindly request you to send all cheques, donations, letters, and posts to this updated address. Do not send them to the previous location at Kapil Vastu.

Please mail your Full Name, PAN Card copy, Mobile Number and Address proof to accounts@prashanticancercare.org so as to enable us to courier or email to you the 80G tax exemption certificate and donation receipt.

Every donation will receive a Receipt, benefit of Tax Deduction under 80G of IT Act 1961 and a Thank you Letter within a week or two.

For any queries, please feel free to contact me personally on 9850251000.

A big thank you once again for all the support over the years. Without your help, it would be impossible to do what we do. God Bless and wishing you and your family a blessed life.

**We would like to thank our
Donors & Supporters
for their unconditional support over the years**

Warm Regards,

**Ms. Laleh Busheri CEO
Prashanti Cancer Care mission
Visit us at : www.prashanticancercare.org /
www.orchidsbreasthealth.com
<https://www.facebook.com/orchidsbreasthealth>**

