

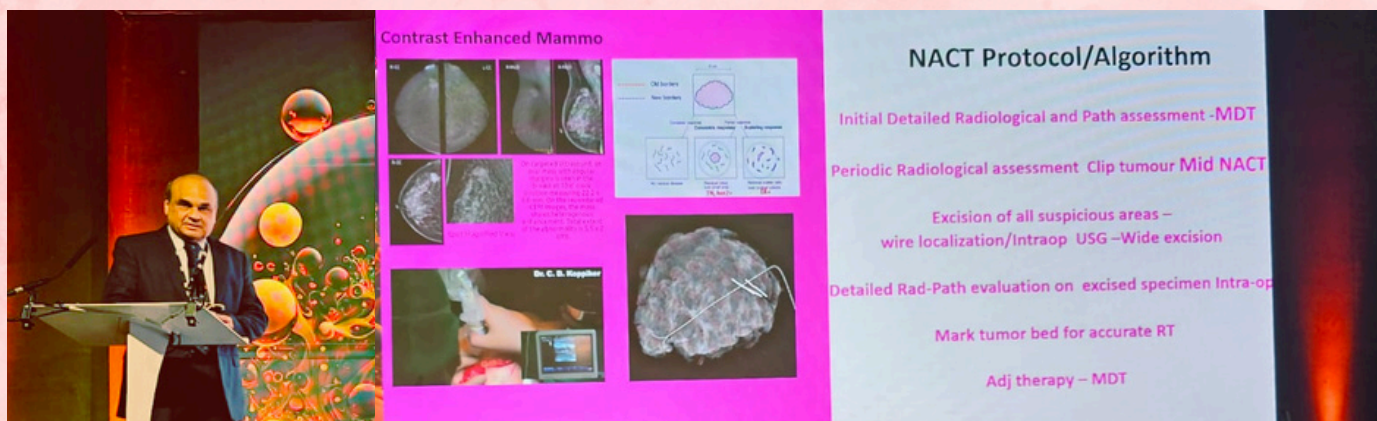


OCTOBER 2025 | VOLUME 10 | ISSUE 104

PCCM MONTHLY NEWSLETTER

Prashanti Cancer Care Mission's Newsletter

SPOTLIGHT OF THE MONTH: DR. C.B. KOPPIKER AT ONCOPLASTIC AND RECONSTRUCTIVE BREAST SURGERY (ORBS) 2025



WHAT'S IN THIS LATEST ISSUE?

Dr. C.B. Koppiker's Key note talk at the Oncoplastic and Reconstructive Breast Surgery (ORBS) 2025, Nottingham

Dr. C.B. Koppiker's Breast Cancer Awareness Talk at Market & Markets, Magarpatta city, pune

Dr. C.B. Koppiker's Breast Cancer Awareness Talk at the army base workshop, Khadki

M. Laleh Busheri on Breast Cancer Awareness: Special 50th Episode of Wellness Day Podcast

BreastGlobal Webinar Session 2 : 'Scenarios in Breast Cancer: Making the Right Surgical Choices'

Dr. Koppiker's article was featured in the 'Ask the Expert' section in Femina September 2025 issue.

Dr. Madhura Kulkarni was invited to a discussion meeting organized by Subbaiyah Translational Research Initiative Karnataka

Dr. Rupa Mishra, delivered an online talk at the CME organized by Krishna Vishwa Vidyapeeth (KVV), Karad

Dr. Madhura Kulkarni delivered a talk at the CME organized by Krishna Vishwa Vidyapeeth (KVV), Karad

Lecture 12th of Prashanti Cancer Care Mission's Pink Ribbon Support Group Webinar Series was held on 17th september 2025

FROM HEART OF PRASHANTI CANCER CARE MISSION (PCCM)

Every month at PCCM, we witness stories of courage, healing, and hope. Stories like that of Lata (name changed), who came in convinced she couldn't fight cancer—but after a simple heart-to-heart with our team, adopted the treatment plan, taking the first confident step toward her recovery.

As a breast cancer-focused NGO, we work to ensure that no woman faces this journey without the right care, support, and dignity. We offer free or majorly concessionary diagnostic services, life-saving surgeries, chemotherapy, radiation therapy coordination, counseling, and survivorship programs—so that ability to pay never decides the quality of care. In the past month alone, 30 women have walked through our doors. Some needed a simple screening, others received advanced treatment, chemotherapy and many joined our Pink Ribbon Support Group, finding sisters in the fight.

This newsletter is where we share:

- A Story That Inspires – Few patient's journey each month [Link to the page](#)
- Impact by the Numbers – how many patients were screened, diagnosed, treated, and supported - [Link to the page](#).
- Behind the Scenes – glimpses of our team's daily work in clinics, research, capacity building, and awareness drives. - [Link to the page](#)
- How You Can Help – because your kindness keeps the lights on, the machines running, and the medicines flowing. - [Link to the page](#)

Why donate?

Your contributions directly fund diagnostic tests, surgeries, prostheses, counseling sessions, and outreach programs in communities where breast cancer is often detected too late. Each rupee brings someone closer to early detection, better treatment, and a chance at life.

Let's walk together—month after month—towards a future where breast cancer is detected early, treated well, and survivors thrive.

TESTIMONIALS OF FREESHIP PATIENTS HELPED THROUGH PRASHANTI CANCER CARE MISSION

Taherabi Saudagar

Thank you to Orchid Breast Care and Prashanti Cancer Care Mission for a smooth and successful operation. I truly appreciate the care and support I received. Your work is very helpful for people and a great service to society. God bless you all for your kind efforts and the difference you make in people's lives



जया डेमडे

जेव्हा या आजाराबद्दलमला कळलं तेव्हामाझा आयुष्य संपलंअसंच मला वाटायलालागलं होतं पुण्याच्याचांगल्या हॉस्पिटलमध्ये माझा उपचारहोऊ शकत नाहीकारण आमचा इन्शुरन्सकमी होतं पण जेव्हा देसाईमॅडमनी कॉपीकर सरांनाभेटायला सांगितलं कॉपीकर सर आणि देशमुख सरयांनी माझा आजाराचाउपचाराचे प्लॅन करूनखूप छान पद्धतीनेउपचार करण्यास सुरुवातकेली. केमो झाले सर्जरी झाली काही वेळा सोनोग्राफी मेमोग्राफी करण्यात आली त्यात सुद्धा त्यांनी मदतीचा हात दाखवून चांगल्या पद्धतीने माझे उपचार झाले इतर पेशंटच्या तोंडून कॉपीकर सरांबद्दल कौतुक ऐकून तर असं वाटायला लागलं की सर जे काही करतील ते आपल्याला या आजारातून मुक्त करणारच मरण्याच्या दारात असणाऱ्यांना जीवनदान देणारे महान कॉपीकर सर आणि संस्था प्रशासित आन्सर केअर मिशन यांचे मी मनापासून आभारी आहे जहांगीर हॉस्पिटलच्या सगळ्या स्टाफ छान आहे की मग आणि सर्जरीच्या वेळी त्यांनी माझी खूप काळजी घेतली सगळ्यांना मनापासून खूप धन्यवाद.



TESTIMONIALS OF FREESHIP PATIENTS HELPED THROUGH PRASHANTI CANCER CARE MISSION

Manpreet Arora

After getting diagnosed with breast cancer I was really scared and worried about my small daughter as well. We looked for my doctors then one of my relative brought me here. I always used to pray to God to save me. When I met Doctor Koppikar, I relaxed and thought I was in safe hands. Doctor is very down to earth. After my surgery I came out of my fear. It's been eight years since I am living fear free life. Thank you with my whole heart.



Medha Bahulikar

हॉ स्पि टलमध्ये OPD सर्व तपा सण्या झा ल्या वर त्वरि त एका आठवड्या त को प्पी कर सर कॅन्सर ची गा ठ का ढण्या चे ऑपेरेशन केले. त्या नंतरही आवश्यक त्या तपा सण्या करून चॅमो थेरपि करण्या चा नि र्णय, ऑपेरेशन नंतर ड्रेससिंग करणे व इतर का मा त सा हा य्य करण्या सा ठी क्ली नि क चा स्टा फ उत्कृष्ट सहकार्य करतो . पेशन्ट चे मनो धैर्य वा ढवण्या चे का म डॉ क्टर करता त अन इतर सर्वजण मना ती ल कॅन्सर ची भी ती गैरसमज दूर खुप चांगल्या प्रका रे केले.



Vijay Suvarnakar

The team at Orchid is really helpful in all aspects. Supported us to go through the stressful period and guided us on with all the helpful tips which were really helpful. Wish the team all the best for future.

PCCM APPEALS FOR SUPPORT AND DONATIONS TO HELP TREAT THE PENDING LIST OF UNAFFORDABLE BREAST CANCER PATIENTS



Pending list of patients below

We are ever grateful for your generosity and donations over the years that have helped save the lives of over 10000 young girls & women annually.

As you know breast cancer treatment is a long and arduous process that not only has a physical and emotional impact on the patient but also adds the economic burden of the treatment.

We appeal you to help for 2 breast cancer patients in urgent need of financial support. Below is the list of the needy patients along with their family and support details and treatment estimation.

DONATE 

01.		Jaya Demde (48 Yrs) has stage II breast cancer. She is a homemaker and has two kids, both are studying. Her husband works in a private firm with salary of Rs. 20,000/-	
		Treatment	Amount (In Rs.)
		Chemotherapy	3,59,684
		Diagnostics and OPD Charges	25,800
		Radiation	1,80,000
		Surgery	2,50,000
		Total	8,15,484
02.		Ujawala Kharade (64 years) has stage I breast cancer. She is a homemaker with 4 family members- her husband, son, daughter and grand-daughter. Her husband is a farmer, and her son is unemployed.	
		Treatment	Amount (In Rs.)
		Chemotherapy	4,89,256
		Diagnostics and OPD Charges	55,478
		Radiation	000
		Surgery	000
		Total	5,44,734

FREE COUNSELLING SERVICES AT ORCHIDS BREAST HEALTH SO FAR

Onco-Psychology Counselling - 437



Onco - Psychology Counselling

Free Psychological Counselling services for our Breast Cancer Patients and their Caregivers. We have certified psychologists who work with you in easing your stress.

Psychological Counselling For Breast Cancer Patients

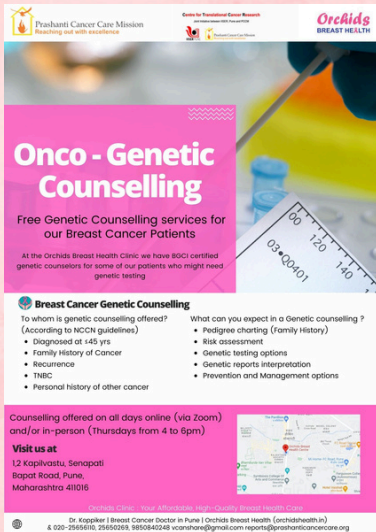
- Overcome Stress and Shock
- Psycho-social adjustment
- Care and Support for the Caregivers
- Stress management
- Deal with health-related anxiety
- Helping underlying psychological issues
- Psychotherapies

At the Orchids Breast Health we encourage our Breast Cancer Patients and their family members to undergo psychological counselling for emotional wellness during cancer treatment.

BOOK YOUR APPOINTMENT NOW
(Offered both online (via Zoom) and/or in-person)

Visit us at
12 Kapilvastu, Senapati
Bapat Road, Pune,
Maharashtra 411016

Onco-Genetic Counselling- 471



Onco - Genetic Counselling

Free Genetic Counselling services for our Breast Cancer Patients

At the Orchids Breast Health Clinic we have BOCI certified genetic counselors for some of our patients who might need genetic testing.

Breast Cancer Genetic Counselling

To whom is genetic counselling offered?
(According to NCCN guidelines)

- Diagnosed at 45 yrs
- Family History of Cancer
- Recurrence
- TABC
- Personal history of other cancer

What can you expect in a Genetic counselling?

- Pedigree charting (Family History)
- Risk assessment
- Genetic testing options
- Genetic reports interpretation
- Prevention and Management options

Counseling offered on all days online (via Zoom) and/or in-person (Thursdays from 4 to 6pm)

Visit us at
12 Kapilvastu, Senapati
Bapat Road, Pune,
Maharashtra 411016

Nutrition Counselling-522



Onco - Nutrition Clinic

Free Nutrition Counselling services for our Breast Cancer Patients

Nutrition Counselling

- Diet during Chemo and Radiotherapy
- Personalized Charts
- Improved tolerance of treatment.
- Decreased fatigue.
- Hydration Counselling
- Improved healing and recovery.

At the Orchids Breast Health Nutrition Clinic we make you aware of the power of good nutrition and help you make your breast cancer treatment easier.

BOOK YOUR APPOINTMENT NOW
(Offered both online (via Zoom) and/or in-person)

Visit us at
12 Kapilvastu, Senapati
Bapat Road, Pune,
Maharashtra 411016

Preventive clinic services-101



RISK REDUCTION CLINIC FOR BREAST CANCER

At the Orchids Breast Health Nutrition Clinic we make you aware of the power of good nutrition and help you make your breast cancer treatment easier.

Prashanti Cancer Care Mission
Reaching out with excellence

PCCM provided 19 Freeships/Major Concession on diagnostics, surgery, chemotherapy, onco-pharmacy, clinical procedures, and consultations at Orchids Breast Health in September 2025.



Mammography



Sonography



Biopsy



Surgery



Chemotherapy



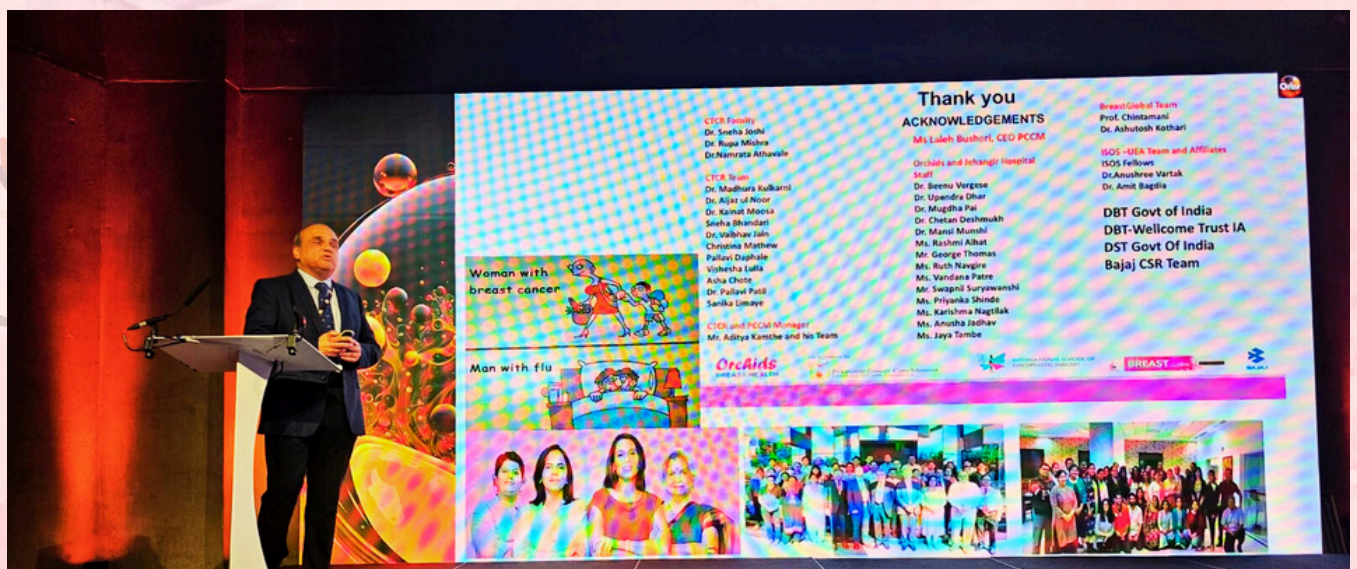
Onco-pharmacy

DR. C.B. KOPPIKER GAVE A KEY NOTE SPEECH AT THE ONCOPLASTIC AND RECONSTRUCTIVE BREAST SURGERY (ORBS) 2025, NOTTINGHAM

Dr. C.B. Koppiker participated in the ORBS International Scientific Meeting 2025, held on 22–23 September at the historic Lace Market quarter, Nottingham.

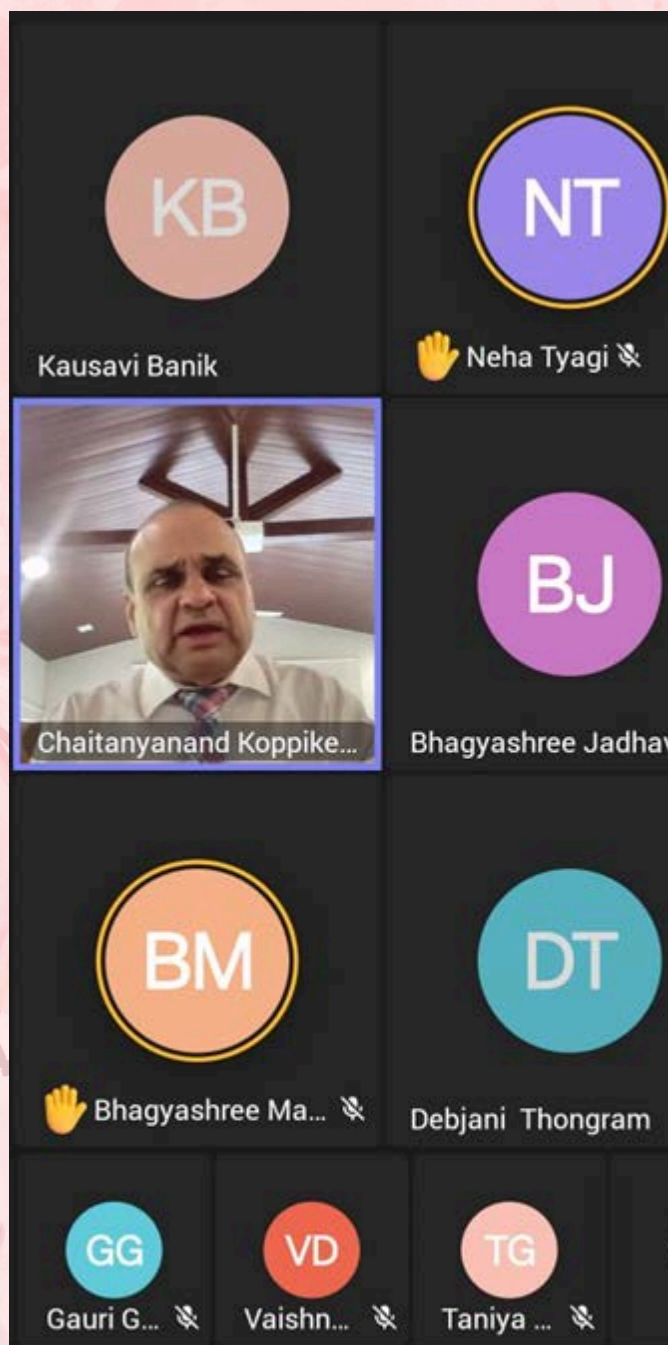
Dr. Koppiker delivered a key note speech on “Oncoplastic Surgery in Locally Advanced Breast Cancer (LABC): Development of Techniques, Outcomes, and Patient Selection”. He was also actively involved in the Oncoplastic MDT sessions, contributing his expertise to complex clinical discussions and collaborative case planning.

The meeting highlighted innovative approaches in breast-conserving surgery, implant and autologous reconstruction, axillary management, and complication handling, providing attendees with practical updates to apply in their clinical practice.



DR. C.B. KOPPIKER'S BREAST CANCER AWARENESS TALK AT MARKET & MARKETS, MAGARPATTA CITY, PUNE

Dr. Koppiker delivered a Breast Cancer Awareness Talk on 4th September at Market & Markets, Magarpatta City. He highlighted the advances in breast cancer management and emphasized the need for awareness to ensure timely diagnosis and better outcomes.



MARKETSANDMARKETS™

Empower Yourself with Knowledge

Breast Cancer Awareness Talk

Breast cancer touches millions of lives – but the good news is that early awareness and timely action can save lives.

Join us for an exclusive Expert Talk with

Dr. Chaitnyanand Koppiker

leading Breast Oncosurgeon and Medical Director of Orchid Breast Health Center, who will share powerful insights on:

- Understanding Breast Cancer**
The Vital Role of Early Detection & Screening
- Debunking Myths**
Exploring Effective Prevention Methods
- Lifestyle Choices**
How They Influence Risk & Women's Health

Date: 4th Sep 2025
Time: 3:30 PM – 4:30 PM

This is more than just a health talk – it's an opportunity to take charge of your well-being and spread knowledge that could make a life-saving difference.

Be part of this empowering conversation

Preshanti Cancer Care Mission
Sustaining care with innovation

Journey to wellness

Prioritizing Health and Quality of Life

A peep into Breast health

Dr. Chaitanyanand B. Koppiker

Breast Cancer, Breast Oncoplastic and Reconstruction Surgeon
Medical Director, Orchid Breast Care Centre, Pune, India
Director, Onco-sciences, Jehangir Hospital, Pune, India
Honorary Associate Professor, University of East Anglia, UK
Board of Directors and Visiting Faculty, School of Oncoplastic Surgery, SCS, USA
Co-Editor-in-Chief, Journal of Oncoplastic Surgery, SCS, USA
Managing Trustee, Preshanti Cancer Care Mission, Pune, India
Board of Directors, Indian Cancer Genome Atlas (ICGA)
Founding Director, BreastGlobal Network
Research Lead, Centre for Translational Cancer Research (CTCR), Pune, India

OrcAids
BREAST HEALTH
— by ORCHID BREAST CARE CENTRE —
— Orchid Breast Care Centre —

DR. C.B. KOPPIKER'S BREAST CANCER AWARENESS TALK AT THE ARMY BASE WORKSHOP, KHADKI

Dr. C. B. Koppiker presented a Breast Cancer Awareness Talk at the Army Base Workshop on 19th August. In his session, he emphasized the importance of early detection, and highlighted the latest advances in breast cancer treatment.



BREASTGLOBAL WEBINARS 2025: CHALLENGES, CONTROVERSIES & CONSENSUS SERIES

Session 2 : ‘Scenarios in Breast Cancer: Making the Right Surgical Choices’

The second session of the series, held on 19th September 2025, focused on “Scenarios in Breast Cancer: Making the Right Surgical Choices.” With participation from eminent national and international faculties— Prof. P.G ROY (UK), Prof Maher Hassan (Egypt), Dr. C.B Koppiker (India), Prof. Gaurav Aggarwal (India) along with BreastGlobal Co-chairs and other panelist the session brought together rich global perspectives.

Through expert talks, case-based panels, and live audience polls, the session engaged a global audience, drawing over 500 registrations, underlining its impact and relevance in clinical practice.

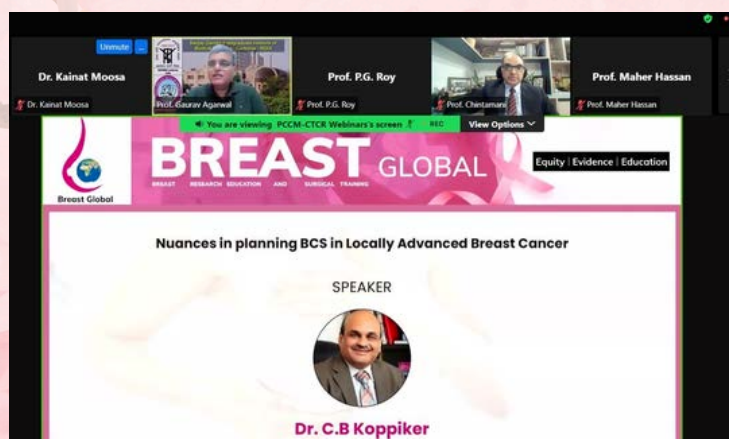
Building on this momentum, the third session in the series—“Omics Approaches in Breast Cancer: Current Insights and Emerging Frontiers”—will highlight recent advances in omics technologies and their role in shaping breast cancer management, aiming to equip clinicians with actionable insights to drive precision oncology forward.

Date: 10th October 2025

Time: 7:00 PM IST

[Register Here:](#)

https://us06web.zoom.us/webinar/register/WN_woSMleUATceAYhiZZK2ITA#/registration



BreastGlobal Webinars 2025
Challenges, Controversies & Consensus Series

Special Scenarios in Breast Cancer: Making the Right Surgical Choices

BreastGlobal is committed to advancing clinical expertise and fostering a global educational platform for breast cancer management. Our upcoming series, "Challenges, Controversies & Consensus," aims to address real-world dilemmas through expert-led discussions, audience poll and practical insights.

The second session in the series, "Special Scenarios in Breast Cancer: Making the Right Surgical Choices," will delve into challenging, real-world cases that push the boundaries of conventional surgical approaches.

This webinar will spotlight complex scenarios such as re-conservation after recurrences, breast conservation following NAST, Managing locally advanced disease etc. offering evidence-based insights and practical strategies for optimal outcomes.

PROF. P.G. ROY, UK
Minimising Re-Excisions in Oncoplastic Surgery Post-NACT: Technique & Strategy

PROF. MAHER HASSAN, EGYPT
Breast Recurrence After Conservation: Is Reconservation Possible?

DR. C.B KOPPIKER, INDIA
Nuances in planning BCS in Locally Advanced Breast Cancer

PROF. GAURAV AGGARWAL, INDIA
Panel Discussion: Curated Case Scenarios with Audience Polls and Expert commentary
(Speakers and Invited Panelist)

[Register Here](#)

19th September 2025
7:00 P.M IST
Convert times to your local timezone

This is a Free Educational Webinar

in

www.breastglobal.org

Prashanti Cancer Care Mission
Reaching out with excellence

M. LALEH BUSERI ON BREAST CANCER AWARENESS: SPECIAL 50TH EPISODE OF WELLNESS DAY PODCAST

Ms. Laleh Buseri was invited for the special 50th episode of the Wellness Day Podcast, “Care Beyond Compare,” organized by Jehangir Wellness Centre. During the episode, she engaged in an insightful discussion on breast cancer awareness, highlighting the gold standards in breast cancer management, emphasizing the importance of early detection, explaining methods of self-breast examination, and sharing the holistic approach of Orchids Breast Health in inpatient care.

Link to the podcast: <https://youtu.be/oHhYC6eSB3M?si=UZy8KreSv0Y3tft2>



Wellness-Day Podcast (Episode 50: Care Beyond Compare)



Wellness-Day Podcast (Episode 50: Care Beyond Compare)

PRASHANTI CANCER CARE MISSION'S ANNUAL BREAST SUMMIT 2026 (PCCM-ABS2026)

Prashanti Cancer Care Mission is delighted to announce the Annual Breast Summit (PCCM-ABS 2026), scheduled for January 30th – February 1st, 2026. Join the global experts to shape the future of breast cancer treatment.

Date: January 30th, 31st and February 1st, 2026

Venue : Corinthians Club, Pune, India.

Registration Link: <https://easebuzz.in/link/prashanti-cancer-care-missions-annual-breast-summit-2026-5ZTDN>

This educational bonanza will feature a powerhouse lineup of national and international faculty to discuss highly specific, practice-focused topics for breast cancer management.

The summit will provide a unique opportunity for breast cancer researchers and clinicians to engage in dynamic discussions, exchange ideas, and open new windows for collaborative exploration.

Email us at: conference@prashanticancercare.org

Website: <http://pccmannualbreastsummit.ctor.in>

Prashanti Cancer Care Mission's THE ANNUAL BREAST SUMMIT 2026

JAN 30TH-FEB
1ST, 2026

 **Corinthians Club,
Pune, India.**

CONFERENCE HIGHLIGHTS:

- Hands-on Workshop with LIVE Models
- MDT simulations
- Oncoplastic Case-based Learning


*India's First-Ever Convergence of
Clinical Expertise, Oncoplastic
innovations and Research in Breast
Cancer Management*



REGISTER NOW



For Enquiries: Call us at +91 9665033955 or email conference@prashanticancercare.org

 <http://pccmannualbreastsummit.ctor.in/>

Co-host Websites: Breast Global, ISOS

Celebrating 25 years of Prashanti Cancer Care Mission

#PCCMABS2026



Prashanti Cancer Care Mission
Reaching out with excellence



Chief Patron



DR. KOPPIKER'S ARTICLE WAS FEATURED IN THE 'ASK THE EXPERT' SECTION IN FEMINA SEPTEMBER 2025 ISSUE.

Dr. Koppiker's article on, 'Basics of Radiation Therapy (RT) in Breast Cancer Management- Part-1' was featured in the September 2025 issue of the Femina Magazine

ASK THE EXPERT

Orchids
BREAST HEALTH
—BY JEHANGIR HOSPITAL—
—Prashanti Cancer Care Mission—



PART 1 – BASICS OF RADIATION THERAPY (RT) IN BREAST CANCER MANAGEMENT



Dr. Chaitanyanand B. Koppiker

Breast Cancer, Breast Oncoplastic and Reconstruction Surgeon
Medical Director, Orchids Breast Health in Association with
Jehangir Hospital and Prashanti Cancer Care Mission, Pune India

Radiation therapy plays a crucial role in breast cancer care, significantly improving long-term outcomes and quality of life. It reduces the risk of cancer recurring in the breast or nearby lymph nodes, ultimately providing better control of the disease. Globally, around 70% of breast cancer patients undergo radiation therapy (RT), though the percentage varies depending on the type of surgery performed. At Orchid's Breast Health by Jehangir Hospital and Prashanti Cancer Care Mission (PCCM), every patient's case is carefully discussed in a multidisciplinary team (MDT) setting that includes a surgeon, medical oncologist, and radiation oncologist, ensuring the most effective and personalised treatment approach for each individual.

WHAT IS RADIATION THERAPY, AND WHY IS IT USED IN BREAST CANCER?

Radiation Therapy (RT) is a treatment that uses high-energy rays to kill cancer cells. It works by damaging the DNA inside cells. Cancer cells repair this damage more slowly than normal healthy cells, which makes them more likely to die after radiation.

WHEN IS RADIATION THERAPY GIVEN?

RT can be used in many ways:

- **After surgery** – to reduce the risk of cancer coming back.
- **Before surgery** – to shrink the tumor.
- **With chemotherapy or targeted**

drugs – as a combined treatment.

- **As the only treatment** – in selected cases.
- **For palliation** – to relieve pain or symptoms in advanced cancer.

HOW IS RADIATION THERAPY SCHEDULED?

Radiation should start after surgical wounds have healed. Most radiation therapy is administered by a radiation oncologist at a radiation centre and usually begins three to four weeks after surgery. It is typically given once a day, five days a week, over a few weeks. Protocols may vary depending on the patient's needs.

HOW LONG DOES EACH RADIATION SESSION TAKE?

Each session usually takes about 10 to 15 minutes.

HOW LONG DOES RADIATION THERAPY TAKE TO WORK?

Radiation therapy does not kill cancer cells immediately. It usually takes several days or weeks of treatment before the cancer cells begin to die. Even after treatment ends, cancer cells continue to die for weeks or months.

DOES RADIATION THERAPY HURT?

Radiation therapy itself does not hurt while it is being given. However, side effects may cause discomfort during or after treatment. These effects depend on factors such as the treatment area, dose, and other therapies like surgery or chemotherapy.

Most side effects are temporary, related to swelling or irritation in the



DR. C.B KOPPIKER

treated area, and usually resolve after treatment ends. Long-term effects, such as tissue stiffness (fibrosis), can occur but are less common. If you experience side effects, talk to your doctor—there are ways to manage them and improve comfort.

CAN PATIENTS INTERACT WITH OTHERS DURING RADIATION TREATMENT?

Yes, radiation is not contagious and does not affect people around the patient.

In this article, we have addressed some of the basic questions about radiation therapy. In our upcoming articles, we will explore this topic further for a more comprehensive understanding. Staying informed and being aware of available treatment options play a vital role in reducing anxiety, supporting proper planning, and helping patients and caregivers feel more confident in making decisions, ultimately leading to better overall treatment experiences.

Orchid Breast Health by Jehangir Hospital
and Prashanti Cancer Care Mission
32 Sassoon Road, Pune 411001
For appointments pls call
020 - 66811126/25656110
Dr. Koppiker's website: https://orchidshhealth.in/about_dr_koppiker



PRASHANTI CANCER CARE MISSION'S BREAST GLOBAL JOURNAL

Volume 2, Issue 2 is now available online.

We are delighted to share that our Breast Global Journal's Volume 2, Issue 2 is now available online. BreastGlobal journal is open-access with no submission fees, and authors retain full copyright. Affiliated with Wolters Kluwer and bearing its own ISSN, the journal offers a respected platform for advancing breast cancer research and clinical practice.

Explore the latest issue here: <https://journals.lww.com/bgjr/pages/currenttoc.aspx>

Dr. Koppiker, along with his colleagues established the BreastGlobal platform to address knowledge gaps, offering a unified portal for experts, trainees, and industry to access global learning and training opportunities.

In collaboration with Wolters Kluwer publishers, BreastGlobal launched the 'BreastGlobal Journal' aimed at providing universal access to specialized breast training worldwide.

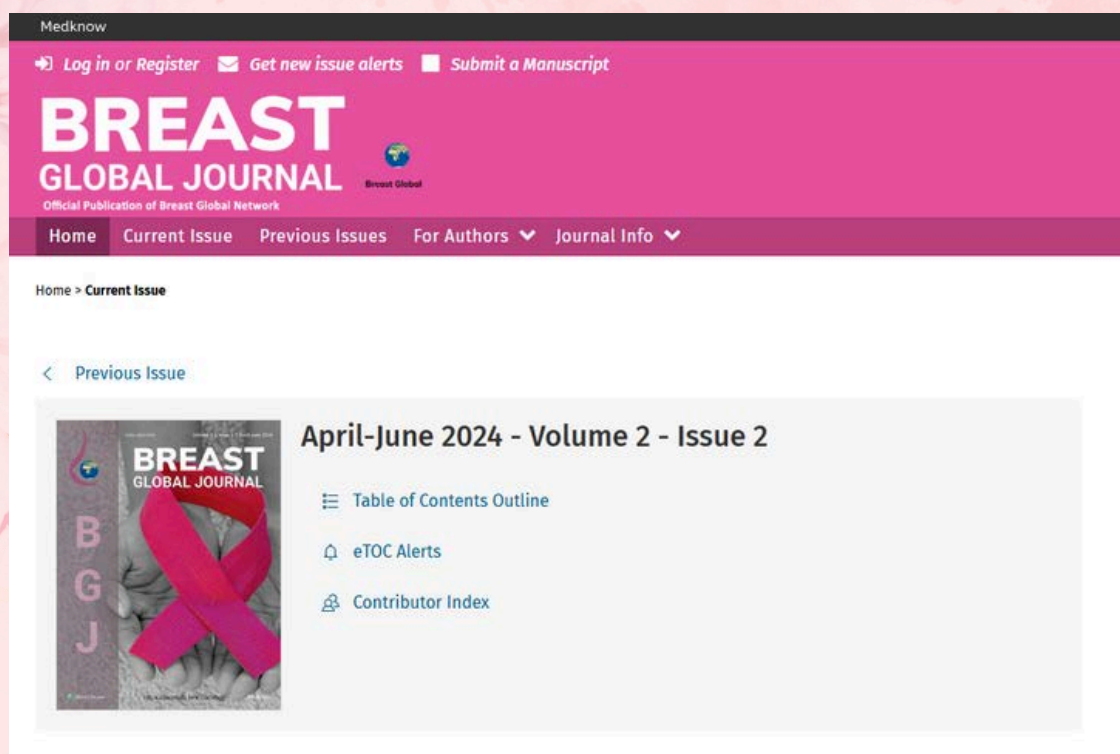
The journal features a distinguished editorial board and has already released four issues. BreastGlobal Journal is currently accepting submissions for future editions, and manuscripts can be submitted through the provided link.

Submit online: <https://review.jow.medknow.com/bgj>.

Please contact the editorial team at thebreastglobal@gmail.com

Journal's editorial board : <https://journals.lww.com/bgjr/pages/editorialboard.aspx>

Access all issues of the journal: <https://journals.lww.com/bgjr/pages/issuelist.aspx>



The screenshot displays the Medknow website interface for the Breast Global Journal. The header includes navigation links: 'Log in or Register', 'Get new issue alerts', and 'Submit a Manuscript'. The main title 'BREAST GLOBAL JOURNAL' is prominently displayed, along with the subtitle 'Official Publication of Breast Global Network'. Below the title, a navigation bar offers links to 'Home', 'Current Issue', 'Previous Issues', 'For Authors', and 'Journal Info'. The 'Current Issue' section is active, showing the issue title 'April-June 2024 - Volume 2 - Issue 2'. To the left of the issue title is a thumbnail image of the journal cover, which features a pink ribbon and the letters 'B G J'. To the right of the issue title, there are three links: 'Table of Contents Outline', 'eTOC Alerts', and 'Contributor Index'.

RESEARCH UPDATES

We are glad to announce that Prashanti Cancer Care Mission now has its own property for the research centre, and the new address is as follows.

New Address: 21 Everjoy Bungalow Society, Next to NIBM Institute, before Clover Highlands, NIBM Road, Kondhwa, Pune, Maharashtra- 411 048.

We kindly request you to send all cheques, donations, letters, and posts to this updated address.



-
- Enhancing and Enriching the PCCM Database through collaborations with Elixir AI and Swasthya AI.
 - Fresh frozen biopsy samples from 284 patients, along with 193 fresh frozen surgery samples, have been collected and stored at IISER.
 - Dr. Madhura Kulkarni (Translational Research Lead, PCCM) submitted an ICMR grant, 'First in the world' in collaboration with Dr Ishan Gupta from IIT Delhi"
 - PCCM Research Team submitted a manuscript titled, 'Crosstalk between YAP and HER2 drives HER2-mediated breast cancer progression via synergistic growth factor upregulation' to the Scientific Reports
 - Dr. Rupa Mishra (Cancer Genetics Lead and Senior Scientist, PCCM), delivered a talk on "Integrating Oncogenetics in Clinical Decision-Making" at the CME on Next Generation Sequencing, highlighting the role of genetic insights in guiding advanced cancer care.

**DR. MADHURA KULKARNI WAS INVITED TO A DISCUSSION MEETING
ORGANIZED BY SUBBAIYAH TRANSLATIONAL RESEARCH INITIATIVE
KARNATAKA**

Dr. Madhura Kulkarni (Translational Research Lead, PCCM) was invited to a discussion meeting organized by Subbaiyah Translational Research Initiative at Shivamogga, Karnataka, on 27th September 2025. The meeting was scheduled to deliberate on the roadmap for establishing a Translational Research Centre at their medical school and research facility, and to explore possible collaborations.

The poster features the Subbaiah Research Institute logo at the top, which includes a stylized 'S' with a dollar sign inside a circular emblem. Below the logo, the text 'Subbaiah Translational Research Initiative' is written in a dark blue serif font. The main title, 'FRAMEWORK DEVELOPMENT MEET', is prominently displayed in a large, bold, black sans-serif font. The body of the poster contains several paragraphs of text in a dark blue sans-serif font, detailing the purpose of the initiative and the specific event. A section titled 'Key goals include:' is followed by a bulleted list of five points. The date, time, and venue are listed at the bottom in a bold, dark blue sans-serif font. At the very bottom, there is a row of social media icons (Facebook, Instagram, Twitter, YouTube, and LinkedIn) and the website address 'suimsofficial'.

Subbaiah
RESEARCH INSTITUTE

**Subbaiah Translational
Research Initiative**

**FRAMEWORK
DEVELOPMENT MEET**

The Subbaiah Translational Research Initiative is designed to bridge the gap between laboratory discoveries and real-world clinical practice. The upcoming “Framework Development Meet” is a milestone in this journey —bringing together clinicians, researchers, academicians, and collaborators to chart a structured roadmap for translational research.

Key goals include:

- Defining priority research areas with direct clinical and societal impact
- Establishing protocols for interdisciplinary projects and capacity building
- Creating systems for data sharing and resource utilization
- Strengthening partnerships between academia and industry to accelerate innovation

Through this initiative, Subbaiah Research Institute aims to foster a culture of innovation, collaboration, and knowledge sharing—ultimately transforming research outcomes into better patient care and stronger public health solutions.

With this effort, Shivamogga steps forward as an emerging hub for impactful medical and translational research.

Date: 27th Sept 2025

Time: 9:30 AM to 5:00 PM

Venue: Subbaiah Medical College Auditorium

[f](#) [ig](#) [x](#) [yt](#) [in](#) [suimsofficial](#)

SPECIAL INVITEES

Dr. Pallavi Kshetrapal
Associate Professor
Delhi University

Dr. Kasturi Mitra
DBT-Wellcome Trust Senior Fellow,
Associate Professor of Biology,
Ashoka University, Delhi

Dr. Vijayashree Yellappa
Senior TB Consultant
KNCV TB Foundation
Netherlands

Dr. Akanksha Chaturvedi
Scientist D
BIRAC-NCCS,
Pune

Dr. Shraddha Karve
Assistant Professor, KOITA
Centre for Digital Health,
Ashoka University, Pune

Dr. Madhura Kulkarni
Senior Scientist
Centre for Translational Cancer
Research, BIRAC, Pune

Dr. Radhika Nair
Faculty at Rajeev Gandhi
centre for Biotechnology
(CHB), Bengaluru

Dr. Mansi Rajendra Mailk
Senior Scientist
Tata Institute for Genetics &
Society (TIGS), Bengaluru

Dr. Rajesh V Iyer
Senior Scientist
Tata Institute for Genetics &
Society (TIGS), Bengaluru

Dr. Malini S Pillai
Head, Research Development
Office (RDO), National Centre
for Biological Sciences
(NCBS-TIFR), Bengaluru

DR. MADHURA KULKARNI DELIVERED A TALK AT THE CME ORGANIZED BY KRISHNA VISHWA VIDYAPEETH (KVV), KARAD

Dr. Madhura Kulkarni, Translational Research Lead at PCCM, delivered a talk at the CME organized by Krishna Vishwa Vidyapeeth (KVV), Karad, on 22nd September 2025. The CME focused on the Role of Next Generation Sequencing in Advanced Research and Molecular Diagnostics. In her talk, titled “Omics in Cancer Diagnosis, Prognosis, and Research,” she highlighted the transformative potential of omics technologies in advancing cancer diagnosis and prognosis.



RESEARCH UPDATES: BIOBANK

Biobank is a repository where biological samples that facilitate research studies are conserved and stored, we specifically have breast tissue biobank- Formalin-Fixed and Paraffin-Embedded (FFPE) and Fresh Frozen (FF).



Formalin-Fixed Paraffin-Embedded (FFPE)

FFPE is a way of preservation of tissue samples in a paraffin block. FFPE blocks can be stored up to 12 years at ambient temperature and used for research purposes. With patient consent, we collect both biopsy and surgery blocks for the biobank. Currently the biobank houses over 1500 FFPE blocks.

Total Blocks collected in this month: **21**

Biopsy Blocks: **10** Patients

Surgery Blocks: **11** Patients



Fresh Frozen (FF)

The fresh frozen breast tissue biobank was established to facilitate genomics and proteomics studies. The 'Fresh Frozen' Biobank collects consented fresh frozen breast tissue samples from Tru cut biopsy and VAB procedures. Over 100 patient samples collected till date.

19 Fresh frozen Biopsy and **09** surgery samples collected this month.

ONGOING PROJECTS AND MANUSCRIPTS:

- Advantages of Perforator Flaps in Breast Cancer Surgical Management– A Single Institutional Audit.
- Surgical management of Central Quadrant Tumors – A Single Institutional Audit.
- A single institutional audit of surgical management in Triple Negative Breast Cancers.
- A Cross-Sectional Study Assessing the Impact of a Structured Oncoplastic Training Program on Surgical Practice in India
- Assessing perception of genetic counselling and genetic testing in Breast Cancer Patients.
- Setting up of a complementary nutrition clinic for breast cancer patients at a single surgeon unit from India.
- Breast-Q BCT module translation and linguistic validation to Hindi and Marathi languages.
- Setting up of a complementary onco-psychology counselling for breast cancer patients at a single surgeon unit in India
- Assessing germline mutational profile and its clinicopathological associations in Triple Negative Breast Cancer .
- Triple-negative breast cancer tumor microenvironment profiled for immune infiltrates stratified for treatment response – Indian cohort of breast cancer patients.
- Prognostic significance of Yes-associated protein-1 (YAP1) in molecular subtypes of an Indian cohort of breast cancer patients
- Synergistic effect of YAP and HER2 growth factor receptor signalling in mammary epithelial cell line.

LECTURE 12TH OF PRASHANTI CANCER CARE MISSION'S PINK RIBBON SUPPORT GROUP WEBINAR SERIES WAS HELD ON 17TH SEPTEMBER 2025.

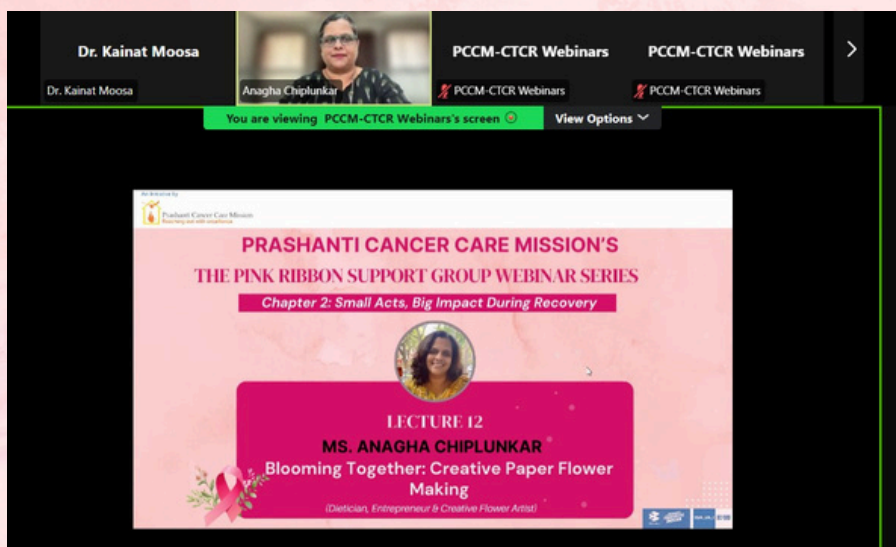
Building on the success of Chapter 1 (Sept 2024–Mar 2025) — where we explored key aspects of survivorship such as mental health, nutrition, yoga, meditation, and genetics — Chapter 2 ‘Small Acts, Big Impact During Recovery’ now turns the spotlight to everyday activities that uplift the spirit and foster healing in meaningful, accessible ways.

On Wednesday, 17th of September 2025, the Pink Ribbon Support Group hosted Lecture 12 of its ongoing webinar series, focusing on the healing power of simple, joyful activities for patients and caregivers.

This Pink Ribbon Webinar featured “Blooming Together: Creative Paper Flower Making” presented by Ms. Anagha Chiplunkar. Her session showcased the art of creating beautiful flowers using readily available materials, which can be used for decorative purposes.

Click here to register for the Webinar:

[REGISTER NOW](#)



BLOGS

Integrating Onco-Psychology in the Cancer Treatment Journey

Cancer affects not just the body, but also the mind and spirit. Alongside medical treatment, patients often face fear, anxiety, depression, and uncertainty. This is where onco-psychology plays a vital role.

Onco-psychology provides psychological care tailored specifically for people living with cancer. By addressing emotional well-being, it helps patients cope better with diagnosis, treatment side effects, and life changes. It also supports families who often share the emotional burden.

How it helps in treatment?

Improves treatment adherence – patients are more likely to follow through with chemotherapy, radiation, or medications when emotional barriers are addressed.

Reduces stress and anxiety – lowering stress hormones can positively influence the body's ability to heal.

Manages side effects – counselling and coping strategies can reduce perceived pain, fatigue, and nausea.

Supports decision-making – clear, calm minds help patients make informed choices about care.

Improves quality of life – emotional stability helps patients focus not only on survival, but on living meaningfully.

In short, cancer care is most effective when it looks beyond the disease to the person. Integrating onco-psychology into treatment plans ensures that healing is not just physical, but emotional and holistic.

BLOGS



Oats & Vegetable Upma

Ingredients (1-2 servings)

Rolled oats – ½ cup
Mixed vegetables (carrot, beans, peas, capsicum, zucchini – finely chopped) – ½ cup
Onion – 1 small (optional)
Green chili – ½ (optional)
Grated ginger – ½ tsp
Curry leaves – a few (optional)
Mustard seeds – ½ tsp
Oil or ghee – 1 tsp
Salt – to taste
Water – 1½ cups

Method:

Dry roast oats in a pan for 2-3 minutes until slightly nutty (optional, improves flavor).

Heat oil/ghee in a pan, add mustard seeds, curry leaves, and ginger.

Add onion and sauté lightly. Add mixed vegetables, sauté for 2 minutes.

Add water and salt, bring to a boil.

Add oats, stir well, and cook on low flame until soft and creamy (5-7 minutes).

Serve warm, optionally garnish with fresh coriander or a squeeze of lemon.



PCCM APPEALS FOR SUPPORT AND DONATIONS TO HELP SAVE BREAST CANCER PATIENTS

Every small amount from you would help save the lives of these women and allow them to live a healthy life with their loved ones.

Click to donate:



Following are the details through which you can donate to Prashanti You may donate via either of the two options:

a. Through the donation page on the website:

<https://prashanticancercare.org/donate/>

or

b. Send us a cheque in favour of “Prashanti Cancer Care Mission”

New Address: 21 Everjoy Bungalow Society, Next to NIBM Institute, before Clover Highlands, NIBM Road, Kondhwa, Pune, Maharashtra-411 048.

***We kindly request you to send all cheques, donations, letters, and posts to this updated address. Do not send them to the previous location at Kapil Vastu.

Please mail your Full Name, PAN Card copy, Mobile Number and Address proof to accounts@prashanticancercare.org so as to enable us to courier or email to you the 80G tax exemption certificate and donation receipt.

Every donation will receive a Receipt, benefit of Tax Deduction under 80G of IT Act 1961 and a Thank you Letter within a week or two.

For any queries, please feel free to contact me personally on 9850251000.

A big thank you once again for all the support over the years. Without your help, it would be impossible to do what we do. God Bless and wishing you and your family a blessed life.

**We would like to thank our
Donors & Supporters
for their unconditional support over the years**

Warm Regards,

**Ms. Laleh Busheri CEO
Prashanti Cancer Care mission
Visit us at : www.prashanticancercare.org /
www.orchidsbreasthealth.com
<https://www.facebook.com/orchidsbreasthealth>**

