



SEPTEMBER 2025 | VOLUME 10 | ISSUE 103

# PCCM MONTHLY NEWSLETTER

Prashanti Cancer Care Mission's Newsletter

**SPOTLIGHT OF THE MONTH: ISOS HANDS-ON ONCOPLASTY WORKSHOP | MODULE 2, SESSION 1**



## WHAT'S IN THIS LATEST ISSUE?

Dr. Koppiker was invited as a Faculty member to the prestigious ABSICON 2025, the 13th Annual Meeting, held in Kolkata.

ISOS Hands-on Oncoplasty Workshop | Module 2, Session 1 was held on 23rd-24<sup>th</sup> of August 2025

BreastGlobal Webinars 2025: Challenges, Controversies & Consensus Series Session 1: 'Axillary Management: Navigating the Evolving Evidence' was held on 08<sup>th</sup> of August 2025

Ms. Laleh Busheri visited the Tata Translational Cancer Research Centre (TTCRC), Kolkata

Dr. Koppiker's article was featured in the 'Ask the Expert' section in Femina August 2025 issue.

Lecture 11th of Prashanti Cancer Care Mission's Pink Ribbon Support Group Webinar Series was held on 20th August 2025.

## FROM HEART OF PRASHANTI CANCER CARE MISSION (PCCM)

Every month at PCCM, we witness stories of courage, healing, and hope. Stories like that of Neeta (name changed), who visited our clinic worried about her diagnosis but left with a clear treatment plan and the reassurance of ongoing support.

As a breast cancer-focused NGO, we work to ensure that no woman faces this journey without the right care, support, and dignity. We offer free or majorly concessionary diagnostic services, life-saving surgeries, chemotherapy, radiation therapy coordination, counseling, and survivorship programs—so that ability to pay never decides the quality of care.

In the past month alone, 42 women have walked through our doors. Some needed a simple screening, others received advanced treatment, chemotherapy and many joined our Pink Ribbon Support Group, finding sisters in the fight.

### This newsletter is where we share:

- A Story That Inspires – Few patient's journey each month [Link to the page](#)
- Impact by the Numbers – how many patients were screened, diagnosed, treated, and supported -[Link to the page](#).
- Behind the Scenes – glimpses of our team's daily work in clinics, research, capacity building, and awareness drives. - [Link to the page](#)
- How You Can Help – because your kindness keeps the lights on, the machines running, and the medicines flowing. -[Link to the page](#)

### Why donate?

Your contributions directly fund diagnostic tests, surgeries, prostheses, counseling sessions, and outreach programs in communities where breast cancer is often detected too late. Each rupee brings someone closer to early detection, better treatment, and a chance at life.

Let's walk together—month after month—towards a future where breast cancer is detected early, treated well, and survivors thrive.



## TESTIMONIALS OF FREESHIP PATIENTS HELPED THROUGH PRASHANTI CANCER CARE MISSION

### Khatunbee Shaikh



Dr. Koppiker is a well experienced doctor. I have come to him to show my mother as I am well satisfied with Orchids Clinic and doctor. Advises and treatment is excellent and fabulous and staff hospitality to patients is awesome whether it is staff or reception all are professionals and very helpful. I am well satisfied with Orchids treatment

### Saima Naaz



मैं सा इमा ना ज़ मरी ज हूं, कुछ दि न पहले ब्रेस्ट में कुछ बदला व नजर आए। हमने डॉ क्टर को बता या , डॉ क्टर ने कुछ टेस्ट दिए और टेस्ट करा ए। टेस्ट में कैंसर का पता चला . मेरी जिं दगी ही बदल गयी . सब कुछ ही खतम हो गया । सब फैमि ली फ्रेंड्स में बहुत टेंशन है। मेरे दो स्त हैं ला ला नी मैडम, वो पुणे में रहते हैं। ला ला नी मैडम ने डॉ . को प्पि कर सर के बा रे में बता या । डॉ . को प्पि कर सर ने मुझे बहुत अच्छी तरह से हैंडल कि या , जैसे को ई सा मा न्य मरी ज हो । परि वा र को भुगता न की भी समस्या थी वो भी डॉ . को प्पि कर सर ने हल कि या । ऑर्कि ड ब्रेस्ट हेल्थ सेंटर बहुत अच्छा हॉ स्पि टल है और यहां के स्टाफ बहुत अच्छे हैं और बहुत मदद करते हैं।



## TESTIMONIALS OF FREESHIP PATIENTS HELPED THROUGH PRASHANTI CANCER CARE MISSION

### Neelam V Rathod



I am Kishoree Rathod, daughter of patient Neelam Rathod. My mother was detected with cancer in the month of December 2022. I utterly lost hope but one of my friend Rashmi convinced me to once meet Dr. Koppiker Sir and he guided me very nicely. He gave me a hope. He successfully operated the cancer at Jehangir and afterwards we started chemo at Orchids Breast Health. Now, my mother is recovering so fast. I would like to thank Dr. Koppiker specially and Dr. Chetan Deshmukh. Both are very nice and helpful people. Also, I would like to appreciate all the staff of Orchids Breast Health, each and every person who treat us like a family member.

### Mehrunissa Patel



पेशंट ची खूप का लजी पूर्वक आणि आपुलकी च्या भा वनेने ट्री टमेंट मि ला ली . त्या मुळे पेशंटला खूप समा धा न मि ला ले, लॅब रि पो र्ट चां गला आले. संपूर्ण स्टा फ पुर्णपणे सहका र्या ने आत्मी यतेने का र्यरत आहे. खूप खूप धन्यवा द.



## PCCM APPEALS FOR SUPPORT AND DONATIONS TO HELP TREAT UNAFFORDING BREAST CANCER PATIENTS



### *Pending list of patients below*

We are ever grateful for your generosity and donations over the years that have helped save the lives of over 10000 young girls & women annually.

As you know breast cancer treatment is a long and arduous process that not only has a physical and emotional impact on the patient but also adds the economic burden of the treatment.

We appeal you to help for 2 breast cancer patients in urgent need of financial support. Below is the list of the needy patients along with their family and support details and treatment estimation.

**DONATE** 

01.		<b>Kavita Umardand (47 Yrs)</b> has stage II breast cancer. She is a homemaker with 3 family members- husband, son and daughter. Both her son and daughter are studying in college, and her husband works as a car driver.	
		<b>Treatment</b>	<b>Amount (In Rs.)</b>
		Chemotherapy	3,50,887
		Diagnostics and OPD Charges	45,659
		Radiation	1,80,000
		Surgery	1,58,000
		<b>Total</b>	<b>7,34,546</b>
02.		<b>Taherabi Soudagar (60 years)</b> has stage II breast cancer. She is a homemaker with 3 family members- her husband, son and daughter in law. Her husband is a retired employee with minimal pension. Her son works in a private firm with a salary of Rs.20,000.	
		<b>Treatment</b>	<b>Amount (In Rs.)</b>
		Chemotherapy	3,66,854
		Diagnostics and OPD Charges	25,478
		Radiation	1,80,000
		Surgery	1,45,999
		<b>Total</b>	<b>7,18,331</b>



## FREE COUNSELLING SERVICES AT ORCHIDS BREAST HEALTH SO FAR

**Onco - Psychology Counselling**

Free Psychological Counselling services for our Breast Cancer Patients and their Caregivers. We have certified psychologists who work with you in easing your stress.

**Psychological Counselling For Breast Cancer Patients**

- Overcome Stress and Shock
- Psycho-social adjustment
- Care and Support for the Caregivers
- Stress management
- Deal with health-related anxiety
- Helping underlying psychological issues
- Psychotherapy

At the Orchids Breast Health we encourage our Breast Cancer Patients and their family members to undergo psychological counselling for emotional wellness during cancer treatment.

**BOOK YOUR APPOINTMENT NOW**  
(Offered both online (via Zoom) and/or in-person)

**Visit us at**  
12 Kiplikar, Senapati Bapat Road, Pune, Maharashtra 411016

**Onco-Psychology Counselling - 429**

**Onco - Genetic Counselling**

Free Genetic Counselling services for our Breast Cancer Patients

At the Orchids Breast Health Clinic we have BCCG certified genetic counsellors for some of our patients who might need genetic testing.

**Breast Cancer Genetic Counselling**

To whom is genetic counselling offered?  
(According to NCCN guidelines)

- Diagnosed at 145 yrs
- Family History of Cancer
- Recurrence
- TNBC
- Personal history of other cancer

What can you expect in a Genetic counselling?

- Pedigree charting (Family History)
- Risk assessment
- Genetic testing options
- Genetic reports interpretation
- Prevention and Management options

Counselling offered on all days online (via Zoom) and/or in-person (Thursdays from 4 to 6pm)

**Visit us at**  
12 Kiplikar, Senapati Bapat Road, Pune, Maharashtra 411016

**Onco-Genetic Counselling- 455**

**Onco - Nutrition Clinic**

Free Nutrition Counselling services for our Breast Cancer Patients

**Nutrition Counselling**

- Diet during Chemo and Radiotherapy
- Personalized Charts
- Improved tolerance of treatment
- Decreased fatigue
- Hydration Counselling
- Improved healing and recovery.

At the Orchids Breast Health Nutrition Clinic we make you aware of the power of good nutrition and help you make your breast cancer treatment easier.

**BOOK YOUR APPOINTMENT NOW**  
(Offered both online (via Zoom) and/or in-person)

**Visit us at**  
12 Kiplikar, Senapati Bapat Road, Pune, Maharashtra 411016

**Nutrition Counselling-516**

**RISK REDUCTION CLINIC FOR BREAST CANCER**

At the Orchids Breast Health Risk Reduction Clinic we make you aware of the power of good nutrition and help you make your breast cancer treatment easier.

**BOOK YOUR APPOINTMENT NOW**  
(Offered both online (via Zoom) and/or in-person)

**Visit us at**  
12 Kiplikar, Senapati Bapat Road, Pune, Maharashtra 411016

**Preventive clinic services-97**

PCCM provided 18 Freeships/Major Concession on diagnostics, surgery, chemotherapy, onco-pharmacy, clinical procedures, and consultations at Orchids Breast Health in August 2025.



**Mammography**



**Sonography**



**Biopsy**



**Surgery**



**Chemotherapy**



**Onco-pharmacy**




## ISOS HANDS-ON ONCOPLASTY WORKSHOP | MODULE 2, SESSION 1

### Essentials in Oncoplastic Techniques – II: A Stepwise Introduction to Level 2 & 3 Techniques & Axilla Management

ISOS Hands-on Oncoplasty Workshop, Module 2, Session 1 was held on 23<sup>rd</sup> & 24<sup>th</sup> of August 2025. The workshop brought together leading experts and participants for two days of insightful lectures, surgical video demonstrations, case-based discussions, and hands-on mark-up sessions. The program offered a stepwise introduction to advanced oncoplastic techniques and axilla management, blending theory with practice to strengthen surgical skills and decision-making.

Dr. C.B. Koppiker led the workshop along with other renowned faculty. Participants had the unique opportunity to gain hands-on experience, exchange ideas, and engage in meaningful discussions with experts in the field.





## DR. KOPPIKER WAS INVITED AS A FACULTY MEMBER TO THE PRESTIGIOUS ABSICON 2025, THE 13TH ANNUAL MEETING, HELD IN KOLKATA.

Dr. Chaitanyanand Koppiker was invited as Faculty at ABSICON 2025, held from 1st–3rd August 2025 at the Hotel Taj City Centre, Kolkata. This prestigious annual conference brought together leading breast surgeons, surgical oncologists, general surgeons, researchers, and allied health professionals to discuss the latest advancements in breast cancer surgery.

At the conference Dr. Koppiker delivered an insightful talk on “Therapeutic Mammoplasty” and also contributed to Oncoplastic Breast Surgery Workshop Faculty for the same. His expertise and contribution added immense value to the scientific program, inspiring young surgeons and peers alike.





## BREASTGLOBAL WEBINARS 2025: CHALLENGES, CONTROVERSIES & CONSENSUS SERIES

### Session 1: 'Axillary Management: Navigating the Evolving Evidence'

The first session of the series, held on 08th August 2025, focused on "Axillary Management: Navigating the Evolving Evidence." With participation from an eminent international faculty—Prof. Shalaka Joshi (India), Dr. Anusheel Munshi (India), Dr. Zoltan Matrai (Qatar), and moderator Prof. M. Bahadır Güllüoğlu (Turkey)—along with BreastGlobal Co-chairs- Dr. Chaitanyanand Koppiker, Prof. Chintamani and Dr. Ashutosh Kothari, the session brought together rich global perspectives.

Through expert talks, case-based panels, and live audience polls, the session engaged a global audience, drawing over 500 registrations, underlining its impact and relevance in clinical practice.

Building on this momentum, the second session in the series—"Special Scenarios in Breast Cancer: Making the Right Surgical Choices"—will spotlight complex real-world cases such as re-conservation after recurrences, breast conservation following NAST, and managing locally advanced disease.

Date: 19th September 2025

Time: 7:00 PM IST

[Register Here:](#)

[https://us06web.zoom.us/webinar/register/WN\\_woSMleUATceAYhiZZK2ITA#/registration](https://us06web.zoom.us/webinar/register/WN_woSMleUATceAYhiZZK2ITA#/registration)

**BREAST GLOBAL** Equity | Evidence | Education

Challenges, Controversies & Consensus in Axillary Management: Navigating the Evolving Evidence

08th August 2025

Panel Discussion with the Moderator, BreastGlobal Co-Chairs & the Speakers

Moderator	Co-Chairs	Speakers
Prof. Bahadır Güllüoğlu	Dr. C.B Koppiker, Prof. Chintamani, Dr. Ashutosh Kothari	Prof. Shalaka Joshi, Dr. Anusheel Munshi, Dr. Zoltan Matrai

**BreastGlobal Webinars 2025**  
Challenges, Controversies & Consensus Series

**Challenges, Controversies & Consensus in Axillary Management: Navigating the Evolving Evidence**

BreastGlobal is committed to advancing clinical expertise and fostering a global educational platform for breast cancer management. Our upcoming series, "Challenges, Controversies & Consensus," aims to address real-world dilemmas through expert-led discussions, audience poll and practical insights.

The first webinar in this series, focused on "Axillary Management: Navigating the Evolving Evidence," will cover latest updates in axillary management; shifting guidelines, and clinical decision-making strategies. Through expert talks, polls and case-based panels, we will explore how and when to tailor axillary treatment for optimal patient outcomes.

**08th August 2025**  
**7:00 P.M IST**  
Convert timings to your local timezone

**Register Here**

**This is a Free Educational Webinar**

**PROF. SHALAKA JOSHI, INDIA**  
Sentinel Node Biopsy – Practice-Changing Evidence & Emerging Tools

**DR. ANUSHEEL MUNSHI, INDIA**  
Radiation to the Axilla in Contemporary Breast Cancer Management

**DR. ZOLTAN MATRAI, QATAR**  
Surgical Decision-Making – ALND to SLNB to TAD: When Not to De-escalate

**PROF. BAHADIR GULLUOGLU, TURKEY**  
Panel Discussion: The Axilla Uncovered: Real-World Decisions in various Scenarios

**Breast Global Co-chairs & Panelists (Along with the speakers)**

- Dr. C.B Koppiker
- Prof. Chintamani
- Dr. Ashutosh Kothari

**08th August 2025**  
**7:00 P.M IST**  
Convert timings to your local timezone

**Register Here**

**This is a Free Educational Webinar**

**Prashanti Cancer Care Mission**  
Bleeding not with conditions

**WORLD'S FAVOURITE INDIAN**

**BAJAJ**



## MS. LALEH BUSERI VISITED THE TATA TRANSLATIONAL CANCER RESEARCH CENTRE (TTCRC), KOLKATA

Ms. Laleh Buseri visited TTCRC's Biobank Facility at Kolkata, on 1st August 2025. The visit focused on understanding TTCRC's pioneering work in biobanking and organoid research. It served as an excellent opportunity for knowledge exchange and learning best practices in biobanking.

Prashanti Cancer Care Mission (PCCM) has also established Pune's first and most comprehensive breast biobank to address the distinct nature of breast cancer in Indian patients. The biobank currently houses over 2000 FFPE tumour samples, supported with detailed clinical data from consented patients, making it a vital resource for advancing breast cancer research in India





## DR. KOPPIKER'S ARTICLE WAS FEATURED IN THE 'ASK THE EXPERT' SECTION IN FEMINA AUGUST 2025 ISSUE.

Dr. Koppiker's article on, 'Understanding the Role of Follow-up care in Breast Cancer Management' was featured in the August 2025 issue of the Femina Magazine

ASK THE EXPERT

**Orchids**  
BREAST HEALTH  
—OF JEHANGIR HOSPITAL—  
—Prashanti Cancer Care Mission—



### UNDERSTANDING THE ROLE OF FOLLOW-UP CARE IN BREAST CANCER MANAGEMENT

**Q**

**A**

**Dr. Chaitanyanand B. Koppiker**  
Breast Cancer, Breast Oncoplastic and Reconstruction Surgeon  
Medical Director, Orchids Breast Health in Association with  
Jehangir Hospital and Prashanti Cancer Care Mission, Pune India

**REGULAR FOLLOW-UP DURING BREAST CANCER MANAGEMENT** is a vital part of ongoing care after the initial treatment ends. Recurrence risk can vary based on factors like patient's age, stage, type and genetic mutation. Local recurrence most likely occur within first five years, making timely and consistent follow up especially important. In this article we will explore how structured follow up contributes to improved long-term outcomes and quality of life of patient. At Orchid's Breast Health in collaboration with Jehangir Hospital and Prashanti Cancer Care mission, follow up is a key part of ongoing support for patients beyond active treatment.

**WHY IS FOLLOW-UP IMPORTANT AFTER BREAST CANCER SURGERY?**  
Follow-up is essential to detect any signs of cancer recurrence early, detect any new breast cancer, manage long-term side effects of treatment, and support the emotional and physical recovery of the patient. It also helps in monitoring ongoing treatments like hormone therapy and maintaining overall well-being.

**WHAT IS THE FOLLOW-UP CYCLE AT ORCHID'S BREAST HEALTH AFTER SURGERY?**  
After surgery, follow-up visits are typically scheduled on the 3rd, 6th, 9th, and 15th day, followed by every 3 months for the first two years, then every 6 months for the next two years, and annually thereafter. However, the exact follow-up schedule may vary based on individual case scenarios and treatment plans, so it's best to consult your doctor for a plan tailored to you.

**DOES THE FOLLOW-UP SCHEDULE**

**CHANGE BASED ON THE MOLECULAR SUBTYPE OF BREAST CANCER?**  
Yes, follow-up frequency and focus may differ based on the molecular subtype:

- **Hormone Receptor Positive (HR+):** Requires long-term monitoring due to late recurrence risk.
- **HER2 Positive:** Needs closer follow-up in the early years and periodic heart monitoring.
- **Triple Negative (TNBC):** Most recurrences occur within 3 years, so closer early follow-up is crucial.

**WHAT TESTS ARE COMMONLY DONE DURING FOLLOW-UP?**  
Immediate follow-up includes clinical examination every 3 months, with additional tests as needed based on clinical findings.  
Annual follow-up typically involves a mammogram, breast ultrasound, abdominal ultrasound, and blood tests such as serum calcium, vitamin B12, vitamin D3, and serum phosphorus. A PET scan may be recommended if any abnormalities are detected.  
**Note:** Advanced imaging (CT, PET, MRI) or blood tests are not routinely done unless symptoms suggest recurrence.

**WHAT FOLLOW-UP CARE CAN BE DONE AT HOME AFTER BREAST CANCER TREATMENT?**  
At home, patients can support recovery by doing regular self-breast checks, tracking symptoms, taking medications on time, eating a healthy diet, staying active with light exercise, caring for surgical site, and managing emotional well-being through relaxation or support groups. Preventing infections and watching for signs of lymphedema are also important.



**DR. C.B KOPPIKER**

**WHY IS GENETIC COUNSELING IMPORTANT DURING FOLLOW-UP CARE FOR BREAST CANCER PATIENTS?**  
Genetic counseling plays a crucial role in both the initial management and follow-up of breast cancer patients. Genetic counselling helps assess personal and familial risk, educates about genetic testing, and interprets test results. During follow-up, it guides long-term surveillance, supports early detection of recurrence or second cancers (especially in mutation carriers), and informs treatment or preventive strategies. It also plays a role in managing psychological impact and supporting family members who may be at risk.

**WHAT LONG-TERM EFFECTS CAN BE EXPERIENCE AFTER BREAST CANCER TREATMENT?**  
Some effects like fatigue, mild swelling (lymphoedema), or memory changes may occur, but most can be managed well. Regular follow-ups and a healthy lifestyle help support recovery and long-term well-being.

Orchid Breast Health by Jehangir Hospital and Prashanti Cancer Care Mission  
32 Sassoon Road, Pune 411001  
For appointments pls call  
020 - 66811126/25656110  
Dr. Koppiker's website: [https://orchidshhealth.in/about\\_dr\\_koppiker](https://orchidshhealth.in/about_dr_koppiker)

Prashanti Cancer Care Mission  
Jehangir Hospital  
WORLD'S FAVOURITE INDIAN



## PRASHANTI CANCER CARE MISSION'S BREAST GLOBAL JOURNAL

**Volume 2, Issue 2 is now available online.**

We are delighted to share that our Breast Global Journal's Volume 2, Issue 2 is now available online. BreastGlobal journal is open-access with no submission fees, and authors retain full copyright. Affiliated with Wolters Kluwer and bearing its own ISSN, the journal offers a respected platform for advancing breast cancer research and clinical practice.

Explore the latest issue here: <https://journals.lww.com/bgjr/pages/currenttoc.aspx>

Dr. Koppiker, along with his colleagues established the BreastGlobal platform to address knowledge gaps, offering a unified portal for experts, trainees, and industry to access global learning and training opportunities.

In collaboration with Wolters Kluwer publishers, BreastGlobal launched the 'BreastGlobal Journal' aimed at providing universal access to specialized breast training worldwide.

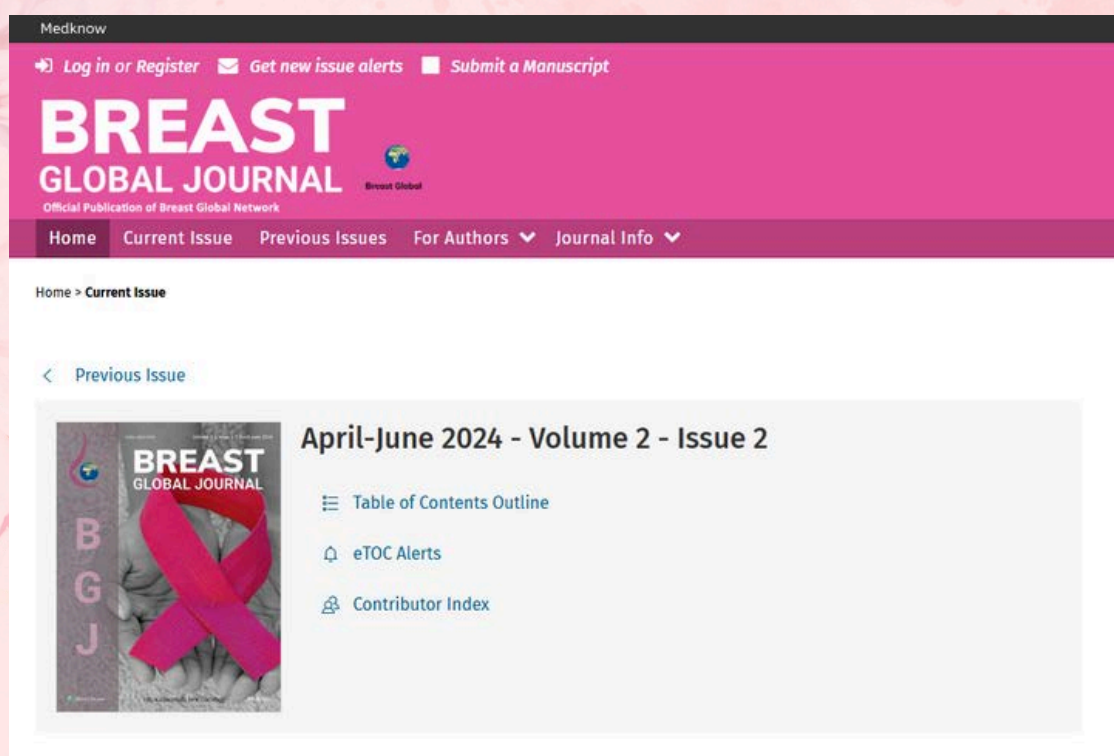
The journal features a distinguished editorial board and has already released four issues. BreastGlobal Journal is currently accepting submissions for future editions, and manuscripts can be submitted through the provided link.

Submit online: <https://review.jow.medknow.com/bgj>.

Please contact the editorial team at [thebreastglobal@gmail.com](mailto:thebreastglobal@gmail.com)

Journal's editorial board : <https://journals.lww.com/bgjr/pages/editorialboard.aspx>

Access all issues of the journal: <https://journals.lww.com/bgjr/pages/issuelist.aspx>



The screenshot displays the Medknow website interface for the Breast Global Journal. The header includes navigation links: 'Log in or Register', 'Get new issue alerts', and 'Submit a Manuscript'. The main title 'BREAST GLOBAL JOURNAL' is prominently displayed, along with the subtitle 'Official Publication of Breast Global Network'. Below the title, a navigation bar offers links to 'Home', 'Current Issue', 'Previous Issues', 'For Authors', and 'Journal Info'. The 'Current Issue' section is active, showing the issue title 'April-June 2024 - Volume 2 - Issue 2'. To the left of the issue title is a thumbnail image of the journal cover, which features a pink ribbon and the letters 'B G J'. To the right of the issue title, there are three links: 'Table of Contents Outline', 'eTOC Alerts', and 'Contributor Index'.



## PRASHANTI CANCER CARE MISSION'S ANNUAL BREAST SUMMIT 2026 (PCCM-ABS2026)

Prashanti Cancer Care Mission is delighted to announce the Annual Breast Summit (PCCM-ABS 2026), scheduled for January 30th – February 1st, 2026. Join the global experts to shape the future of breast cancer treatment.

Date: January 30th, 31st and February 1st, 2026

Venue : Corinthians Club, Pune, India.

Registration Link: <https://easebuzz.in/link/prashanti-cancer-care-missions-annual-breast-summit-2026-5ZTDN>

This educational bonanza will feature a powerhouse lineup of national and international faculty to discuss highly specific, practice-focused topics for breast cancer management.

The summit will provide a unique opportunity for breast cancer researchers and clinicians to engage in dynamic discussions, exchange ideas, and open new windows for collaborative exploration.

Email us at: [conference@prashanticancercare.org](mailto:conference@prashanticancercare.org)

Website: <http://pccmannualbreastsummit.ctr.in>

### Prashanti Cancer Care Mission's THE ANNUAL BREAST SUMMIT 2026

JAN 30TH-FEB  
1ST, 2026

Corinthians Club,  
Pune, India.

#### CONFERENCE HIGHLIGHTS:

- Hands-on Workshop with LIVE Models
- MDT simulations
- Oncoplastic Case-based Learning

India's First-Ever Convergence of  
Clinical Expertise, Oncoplastic  
innovations and Research in Breast  
Cancer Management



REGISTER NOW



For Enquiries: Call us at +91 9665033955 or email [conference@prashanticancercare.org](mailto:conference@prashanticancercare.org)

<http://pccmannualbreastsummit.ctr.in/>

Co-host Websites: Breast Global, ISOS

Celebrating 25 years of Prashanti Cancer Care Mission

#PCCMABS2026



Prashanti Cancer Care Mission  
Reaching out with excellence



Chief Patron





## RESEARCH UPDATES

We are glad to announce that Prashanti Cancer Care Mission now has its own property for the research centre, and the new address is as follows.

**New Address: 21 Everjoy Bungalow Society, Next to NIBM Institute, before Clover Highlands, NIBM Road, Kondhwa, Pune, Maharashtra- 411 048.**

We kindly request you to send all cheques, donations, letters, and posts to this updated address.



- Enhancing and Enriching the PCCM Database through collaborations with Elixir AI and Swasthya AI.
- Fresh frozen biopsy samples from 265 patients, along with 184 fresh frozen surgery samples, have been collected and stored at IISER.
- The LoI for "Translational Research using GenomeIndia Data" Grant call titled "Determining genotypic evidence for individuals with breast cancer phenotype – Implications for therapeutic regimens by Dr. Koppiker was submitted to DBT India.
- Dr. Sneha Joshi's Grant to DBT India titled 'Comprehensive Evaluation of Chemotherapy-Induced Peripheral Neuropathy (CIPN) in Indian Breast Cancer Patients: Development of a CIPN Risk Prediction Scale Integrating Clinical, Cognitive, Psychosocial, and Biological Assessments, with an Additional Focus on Gut Microbiome Association' was submitted to DBT India.
- Dr. Rupa Mishra's presented the grant titled 'Understanding Genomic Determinants of Response to Neoadjuvant Systemic Therapy in Breast Cancer Subtypes: An Exploratory Approach' to LTMT under Institutional Research Grant Scheme
- Dr. Madhura Kulkarni submitted an Expression of Interest for the DBT Call on 'Setting up of Image Informatic Centers'
- PCCM Research team submitted the manuscript titled, "Molecular Profiling of a Triple-negative Breast Cancer Cohort in India for EGFR and AR expression analysed for patient outcomes showed a distinct subset of cellular co-expression" to Scientific reports.



## RESEARCH UPDATES: BIOBANK

**Biobank** is a repository where biological samples that facilitate research studies are conserved and stored, we specifically have breast tissue biobank- Formalin-Fixed and Paraffin-Embedded (FFPE) and Fresh Frozen (FF).



### Formalin-Fixed Paraffin-Embedded (FFPE)

FFPE is a way of preservation of tissue samples in a paraffin block. FFPE blocks can be stored up to 12 years at ambient temperature and used for research purposes. With patient consent, we collect both biopsy and surgery blocks for the biobank. Currently the biobank houses over 1500 FFPE blocks.

Total Blocks collected in this month: **28**

Biopsy Blocks: **18** Patients

Surgery Blocks: **10** Patients



### Fresh Frozen (FF)

The fresh frozen breast tissue biobank was established to facilitate genomics and proteomics studies. The 'Fresh Frozen' Biobank collects consented fresh frozen breast tissue samples from Tru cut biopsy and VAB procedures. Over 100 patient samples collected till date.

**08** Fresh frozen Biopsy and **06** surgery samples collected this month.



## ONGOING PROJECTS AND MANUSCRIPTS:

- Advantages of Perforator Flaps in Breast Cancer Surgical Management– A Single Institutional Audit.
- Surgical management of Central Quadrant Tumors – A Single Institutional Audit.
- A single institutional audit of surgical management in Triple Negative Breast Cancers.
- A Cross-Sectional Study Assessing the Impact of a Structured Oncoplastic Training Program on Surgical Practice in India
- Assessing perception of genetic counselling and genetic testing in Breast Cancer Patients.
- Setting up of a complementary nutrition clinic for breast cancer patients at a single surgeon unit from India.
- Breast-Q BCT module translation and linguistic validation to Hindi and Marathi languages.
- Setting up of a complementary onco-psychology counselling for breast cancer patients at a single surgeon unit in India
- Assessing germline mutational profile and its clinicopathological associations in Triple Negative Breast Cancer .
- Triple-negative breast cancer tumor microenvironment profiled for immune infiltrates stratified for treatment response – Indian cohort of breast cancer patients.
- Prognostic significance of Yes-associated protein-1 (YAP1) in molecular subtypes of an Indian cohort of breast cancer patients
- Synergistic effect of YAP and HER2 growth factor receptor signalling in mammary epithelial cell line.



## LECTURE 11TH OF PRASHANTI CANCER CARE MISSION'S PINK RIBBON SUPPORT GROUP WEBINAR SERIES WAS HELD ON 20TH AUGUST 2025.

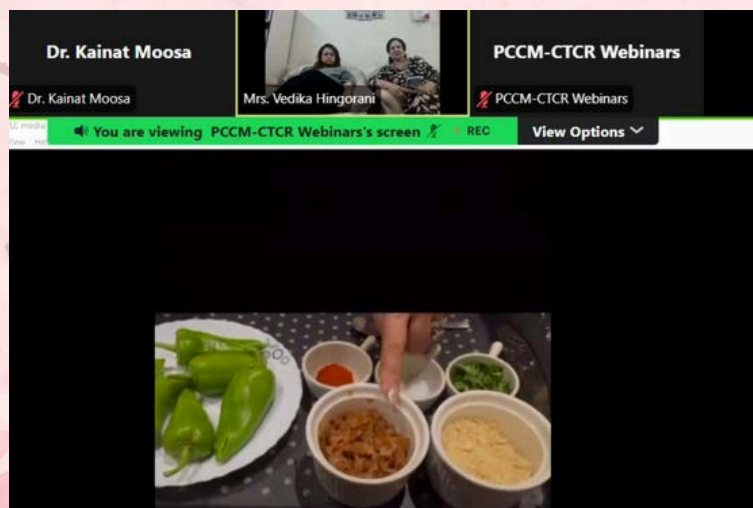
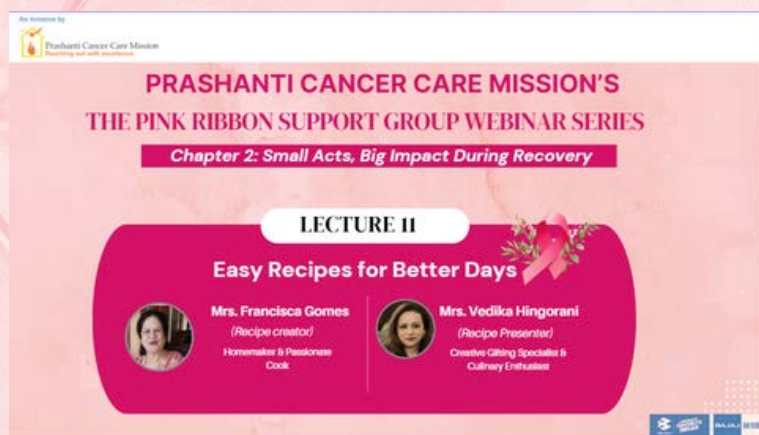
Building on the success of Chapter 1 (Sept 2024–Mar 2025) — where we explored key aspects of survivorship such as mental health, nutrition, yoga, meditation, and genetics — Chapter 2 ‘Small Acts, Big Impact During Recovery’ now turns the spotlight to everyday activities that uplift the spirit and foster healing in meaningful, accessible ways.

On Wednesday, 20th of August 2025, the Pink Ribbon Support Group hosted Lecture 11 of its ongoing webinar series, focusing on the healing power of simple, joyful activities for patients and caregivers.

The Pink Ribbon Webinar held on 20th August featured “Easy Recipes for Recovery,” where Ms. Francisca Gomes’ flavorful and nourishing recipes were presented by Ms. Vedika Hingorani. After the cooking session, Ms. Hingorani also shared some practical tips for cooking

Click here to register for the Webinar:

[REGISTER NOW](#)





## BLOGS

# Genetic Counseling: Supporting Patients Beyond Testing



## What is Genetic Counseling?

Genetic counseling is a specialized healthcare service that helps individuals and families understand their inherited risk for conditions such as breast cancer. It provides education about testing options, result interpretation, and preventive strategies, while also offering emotional support throughout the process.

## Why Genetic Counseling is Important ?

1. Provides clear, accurate information to patients and families.
2. Helps interpret complex genetic results (positive, negative, or uncertain).
3. Supports decision-making about risk-reducing interventions.
4. Reduces anxiety, improves knowledge, and enhances overall satisfaction with care.

### Pre Test counseling

Occurs before genetic testing



Ensures informed consent before testing.



Understanding the purpose and limitations of testing.



Emotional and psychological implications.



Screening and early detection options.



Reproductive options and family planning.

### Post test counseling

Provided after test results are available



Explains the test results:  
pathogenic  $\oplus$   
negative  $\ominus$   
Inconclusive  $\frac{?}{\uparrow \downarrow}$



Surveillance strategies.



Risk-reducing surgeries.



Lifestyle modifications.



Support groups.

GENETIC COUNSELING EMPOWERS PATIENTS WITH THE INSIGHT AND SUPPORT NEEDED TO NAVIGATE HEREDITARY CANCER RISK, ENSURING INFORMED CHOICES AND PROACTIVE CARE FOR A HEALTHIER FUTURE.



BLOGS



## *Healing Banana-Oat Smoothie*

### Ingredients (1 serving):

- 1 small ripe banana (easy to digest, soft texture)
- ½ cup cooked and cooled oats (gentle on stomach, adds soluble fiber)
- ½ cup plain Greek yogurt (or lactose-free yogurt) – protein + probiotics
- ½ cup unsweetened almond milk (or low-fat milk/coconut water for hydration)
- 1 tsp almond butter or peanut butter (healthy fats & protein)
- ½ tsp turmeric powder + pinch of black pepper (anti-inflammatory)
- ½ tsp honey or stevia (optional, if sweetness is needed)

### Preparation:

1. Blend all ingredients until smooth and creamy.
2. Add more milk if thinner consistency is preferred.
3. Serve chilled – gentle on sore throat or mouth sores.





## PCCM APPEALS FOR SUPPORT AND DONATIONS TO HELP SAVE BREAST CANCER PATIENTS

Every small amount from you would help save the lives of these women and allow them to live a healthy life with their loved ones.

Click to donate:



Following are the details through which you can donate to Prashanti You may donate via either of the two options:

a. Through the donation page on the website:

<https://prashanticancercare.org/donate/>

or

b. Send us a cheque in favour of “Prashanti Cancer Care Mission”

**New Address: 21 Everjoy Bungalow Society, Next to NIBM Institute, before Clover Highlands, NIBM Road, Kondhwa, Pune, Maharashtra-411 048.**

\*\*\*We kindly request you to send all cheques, donations, letters, and posts to this updated address. Do not send them to the previous location at Kapil Vastu.

Please mail your Full Name, PAN Card copy, Mobile Number and Address proof to [accounts@prashanticancercare.org](mailto:accounts@prashanticancercare.org) so as to enable us to courier or email to you the 80G tax exemption certificate and donation receipt.

Every donation will receive a Receipt, benefit of Tax Deduction under 80G of IT Act 1961 and a Thank you Letter within a week or two.

For any queries, please feel free to contact me personally on 9850251000.

A big thank you once again for all the support over the years. Without your help, it would be impossible to do what we do. God Bless and wishing you and your family a blessed life.



**We would like to thank our  
Donors & Supporters  
for their unconditional support over the years**

**Warm Regards,**

**Ms. Laleh Busheri CEO  
Prashanti Cancer Care mission  
Visit us at : [www.prashanticancercare.org](http://www.prashanticancercare.org) /  
[www.orchidsbreasthealth.com](http://www.orchidsbreasthealth.com)  
<https://www.facebook.com/orchidsbreasthealth>**

